

SECTION K

MORTISE & TENON DOORS

MORTISE & TENON DOORS

Applications & Pricing

To maintain a consistent 2-1/4" Mortise & Tenon appearance, the width of the stiles & rails will be adjusted as follows according to the style for both doors and drawer fronts:

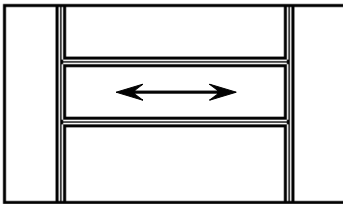
Style 4400 & 4450: The height of the bottom rail will be no less than 1-1/2" and no greater than 3-3/4".

Style 4500 & 4550: The width of each stile will be no less than 2-1/4" and no greater than 3-1/2".

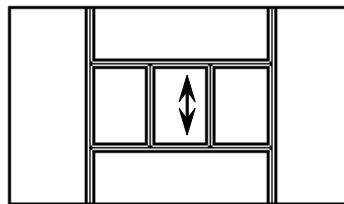
Style 4600 & 4650: The width of each stile will be no less than 2-1/4" and no greater than 3-1/2".

Mortise & Tenon Door Pricing: Priced by the square foot according to the listed price column.

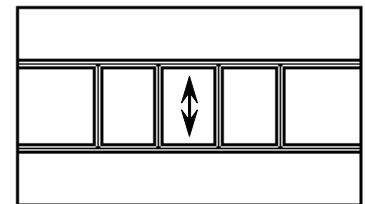
Arrows indicate grain direction



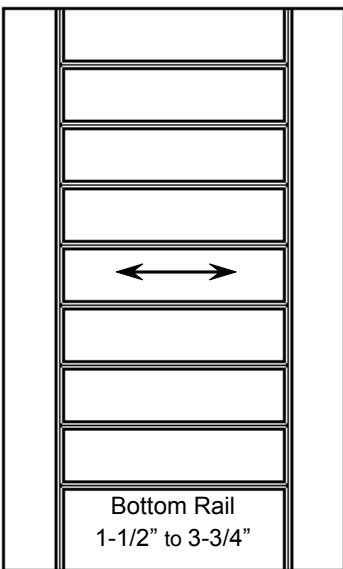
Style 4400
Drawer Front



Style 4500
Drawer Front

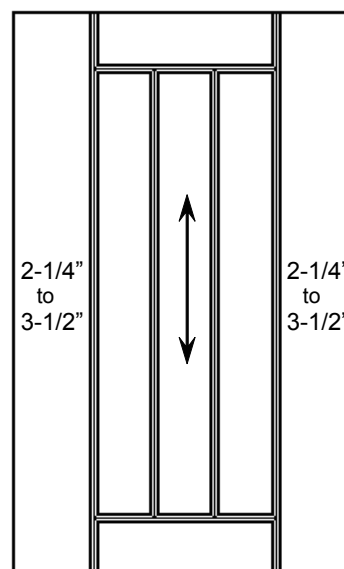


Style 4600
Drawer Front



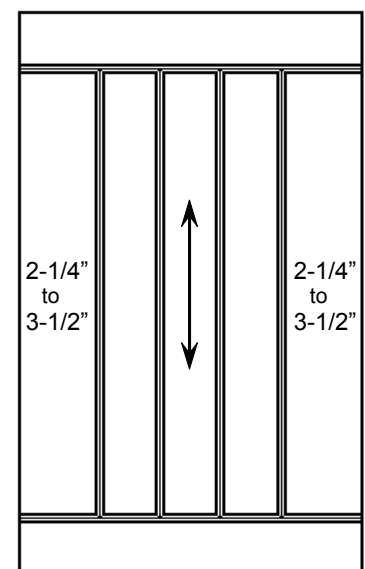
Style 4400

Min. Size: 6-1/2 x 6
Max. Size: 25 x 48
Price Column: 31



Style 4500

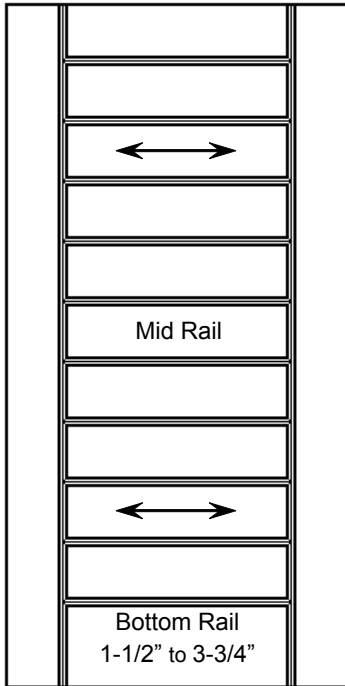
Min. Size: 6-1/2 x 6
Max. Size: 25 x 48
Price Column: 31



Style 4600

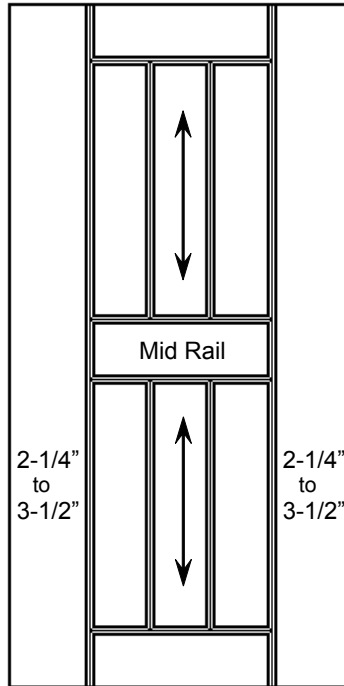
Min. Size: 6-1/2 x 6
Max. Size: 25 x 48
Price Column: 31

MORTISE & TENON DOORS



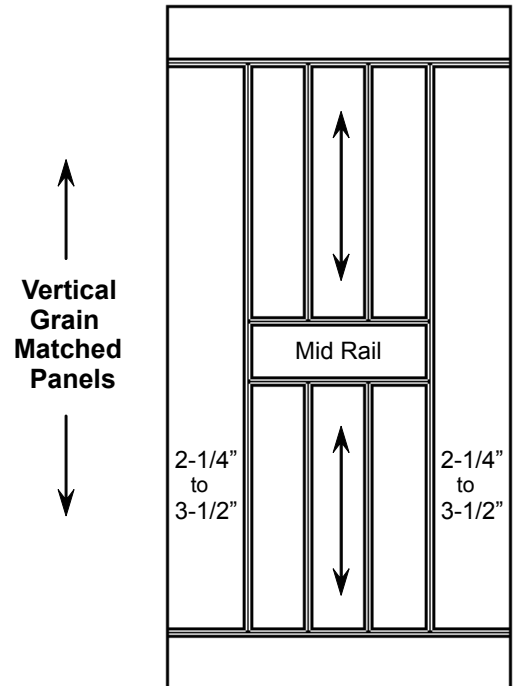
Style 4450

Min. Size: 9 x 24
Max. Size: 25 x 72
Price Column: 32



Style 4550

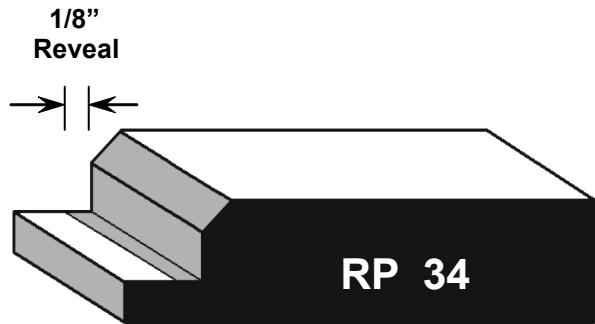
Min. Size: 9 x 24
Max. Size: 25 x 72
Price Column: 32



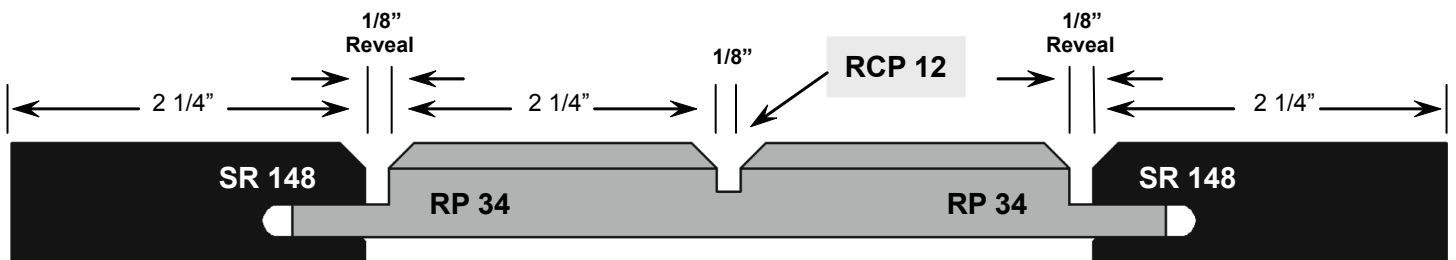
Style 4650

Min. Size: 9 x 24
Max. Size: 25 x 72
Price Column: 32

The **RP 34** raised panel profile and the **SR 148** stile & rail profile are the primary profiles used for the Mortise & Tenon raised panel door.



Cross Section - Not to Scale



CUSTOM - RAISED PANEL DOORS

DTSR-1000 1" Thick Stiles & 3/4" Thick Rails

The DTSR-1000 has 1" thick stiles and 3/4" thick rails.
The standard stile width is 2-1/2" and the standard rail width is 3-1/2"
The standard center panel is the RP-41 (1/2" thick solid flat panel).

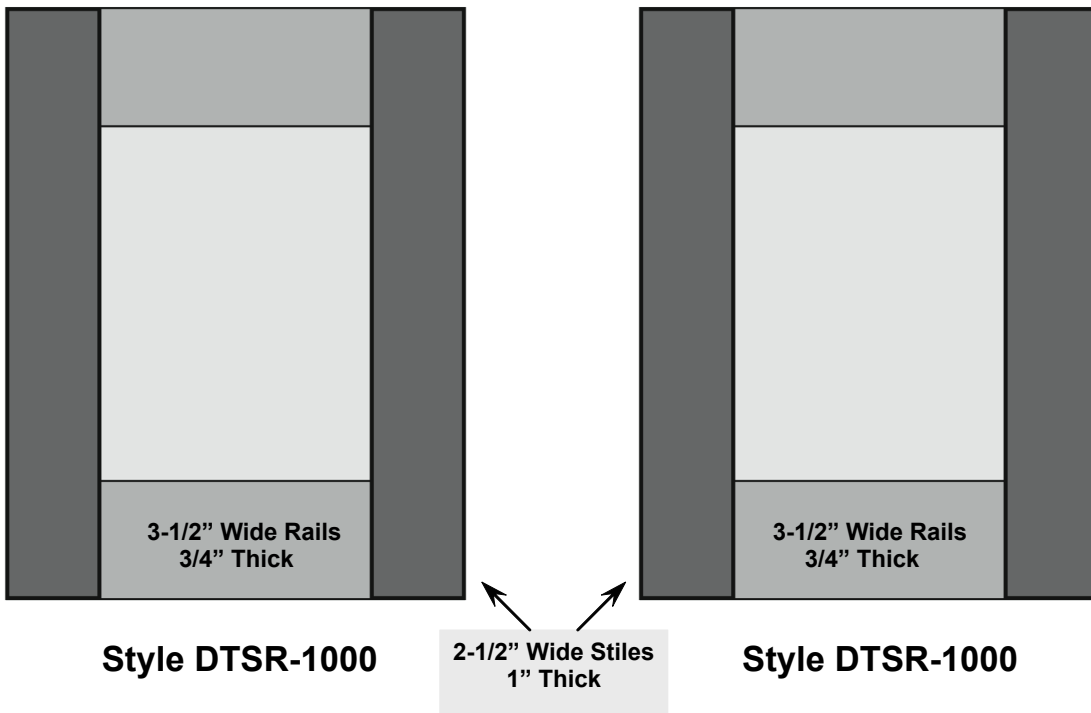
Also available in drawer fronts:

DTSR-900 (3" top rail, 1-1/2" bottom rail)

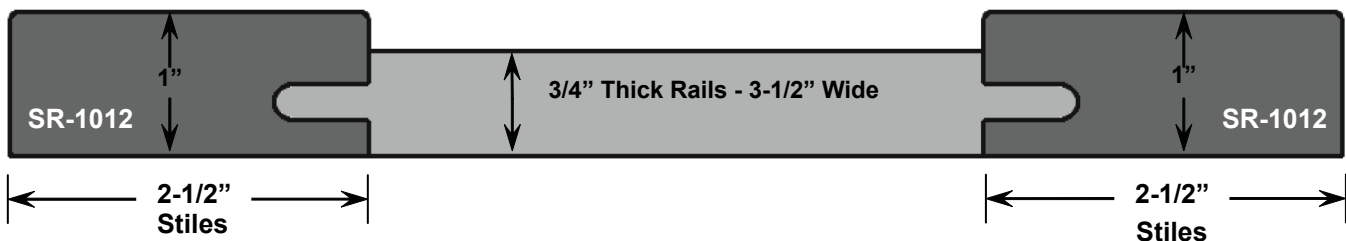
DTSR-9000 (8-1/2" minimum height)

DTSR-1000 Pricing: Price Column: 7
Frame Column: 22

Also available in customer defined stile & rail widths



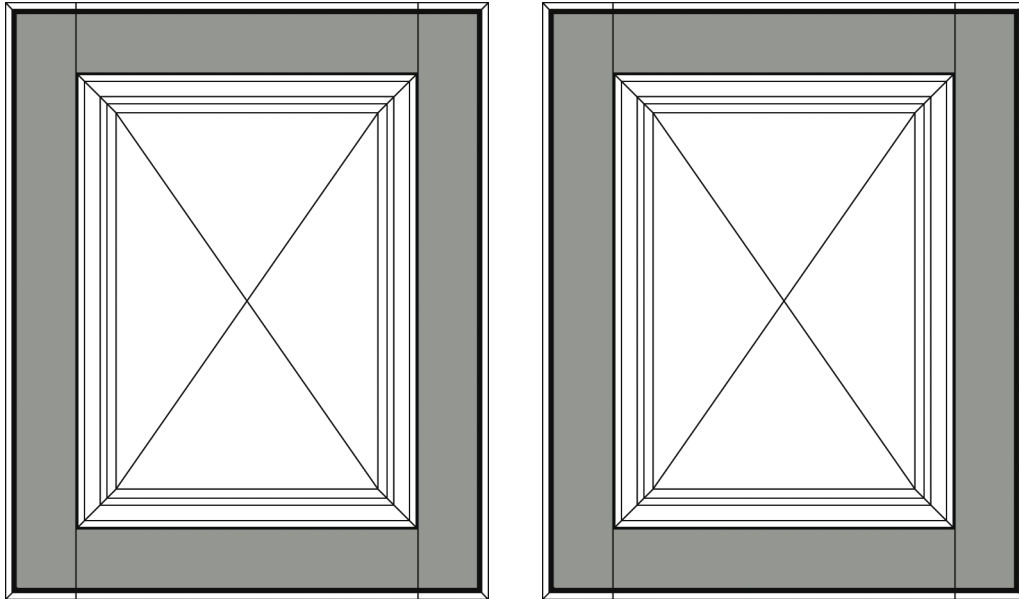
3/4" Scale Cross Section



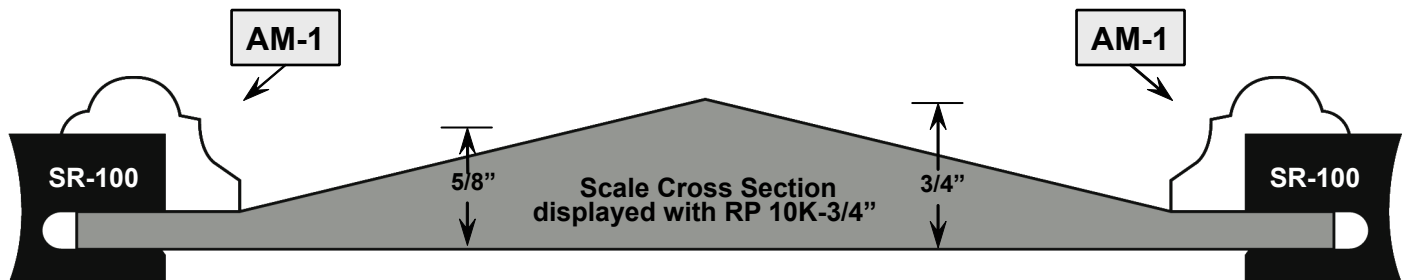
CUSTOM - RAISED PANEL DOORS

Pyramid Shaped - Raised Panel Doors

Not limited to incremental widths or heights. Available in both 5/8" and 3/4" thick panels.



Displayed with applied molding AM-1



Available in both 5/8" and 3/4" thick panels.

Style 1258

RP 10P-5/8"
5/8" Thick Panel

The highest point of the RP 10K-5/8" will be even with the stile & rail.

RP 10P 5/8" (standard)
Price Column: 35

~ OR ~

Style 1234

RP 10P-3/4"
3/4" Thick Panel

The highest point of the RP 10K-3/4" will be an 1/8" proud of the stile & rail.

RP 10P 3/4" (add \$15.00 per door)
Price Column: 35