

***SECTION M***

***MITERED DOORS***

# **MITERED DOORS**

## **Application & Pricing**

### **Tolerances**

We warrant the outside dimensions of our mitered doors to be within a size tolerance of plus or minus 1/32". All mitered doors 24" wide by 48" high and smaller will have an allowable warpage tolerance of 1/8" and mitered doors larger than this size will have a warpage tolerance of 1/4".

Any mitered door with a center panel wider than 24" will not be warranted from warpage. Mitered doors over the height of 48" without an added mid rail will not be warranted from width warpage. All mitered doors 72" and higher will not be warranted from warpage.

### **Pricing**

A \$30.00 set-up fee will be placed on orders under \$999.99  
If a sample door leads to an order over \$999.99, fee will be waived.

### **Frame & Mullion Mitered Doors**

Not all mitered door profiles are available with mullions. Frame & Mullion Mitered Doors can be made from any of the door styles illustrated on the following pages. The letter G (for Glass) will follow your door style designation as shown in the example below. When ordering, please use the mitered raised panel door style designation and write in the Specifications box on the order form as follows:

Example: **Style M1000 G Frame Only or 6-Lite Mullion**

### **Non Standard Parts**

Non Standard Parts are not available on mitered doors.

### **Grain Direction**

All of our mitered doors come standard with Vertical Grain.  
All of our mitered drawer fronts come standard with Horizontal Grain.  
Grain direction can be changed to at no extra charge by noting it in either the Custom Details box or the Specifications box on the order form.

### **Minimum and Maximum Sizes**

All mitered doors and drawer fronts carry a 1 square foot minimum charge.  
The minimum size of each style of door and drawer front is listed below each image and is representative of a 2-1/4" wide stile and rail profile.  
If using a 1-1/2" wide stile and rail profile, subtract an 1-1/2" to the minimum size listed.  
If using a 3" wide stile and rail profile, add an 1-1/2" to the minimum size listed.  
The total square foot of the door is calculated by rounding up to the nearest inch.

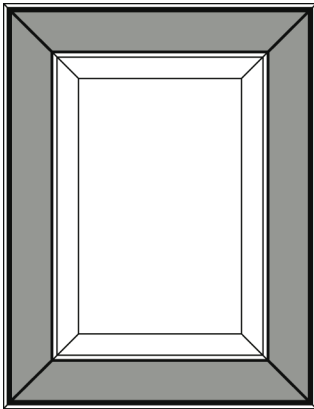
### **Grain Matched Panels**

Grain Matched Panels are standard on all mitered raised panel doors that have two vertical panels, (a top & bottom panel) with a maximum height of 64".  
Mitered doors over 64" will not have Grain Matched Panels unless otherwise requested.  
Add \$25.00 per Grain Matched Panel for mitered doors over 64" in height.

### **Oversized Mitered Doors**

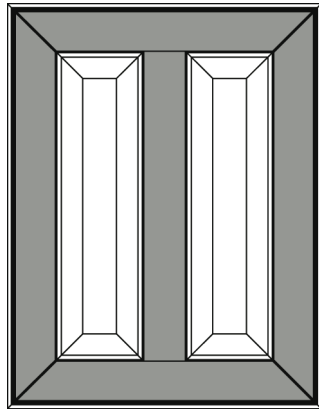
Any mitered door 8 square feet and up to 12 square feet will be considered an Oversized Door +8 (D/O+8) and \$2.50 will be added to the square foot price of the door.  
Any mitered door over 12 square feet will be considered an Oversized Door +12 (D/O+12) and \$5.00 will be added to the square foot price of the door.

# MITERED RAISED PANEL DOORS



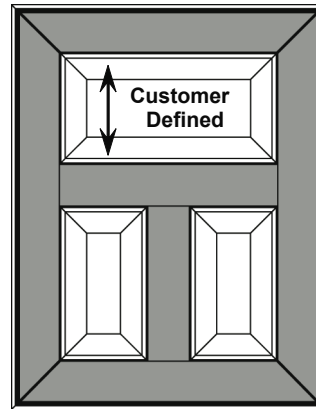
**Style M1000**

Min. Size: 8 x 8  
Price Column: 36  
Frame Column: 20



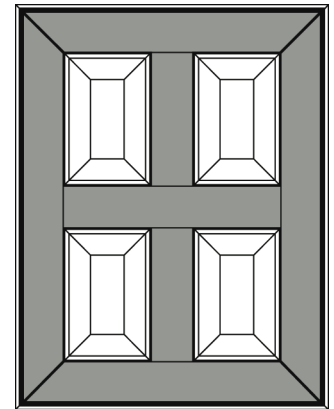
**Style M1010**

Min. Size: 14 x 8  
Price Column: 37  
Frame Column: 21



**Style M1030**

Min. Size: 14 x 16  
Price Column: 38  
Frame Column: 22



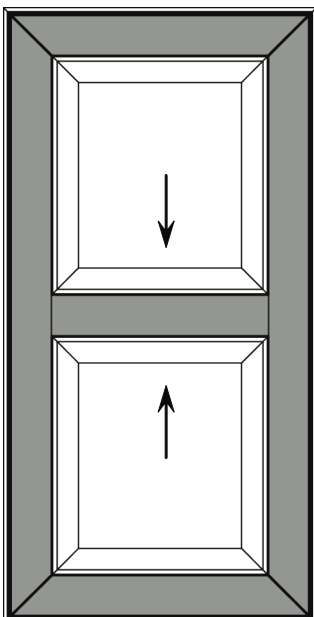
**Style M1040**

Min. Size: 14 x 16  
Price Column: 39  
Frame Column: 23

## Grain Matched Panels - Mid Rail Placement

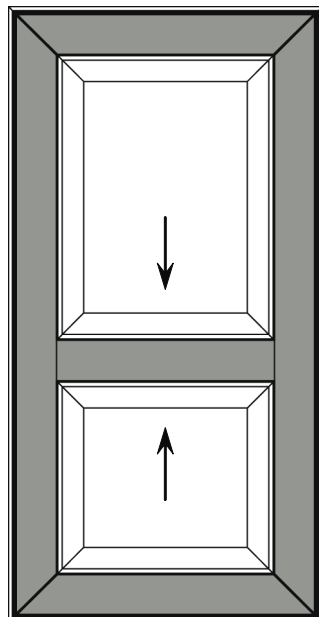
The arrows below indicate grain matched panels which is standard on doors up to 64" in height.

Mid rail placement can be specified at no additional charge (Customer Defined-CD). **Example:** The door style designation for a Customer Defined mid rail placement is a **Style M1050-CD**.



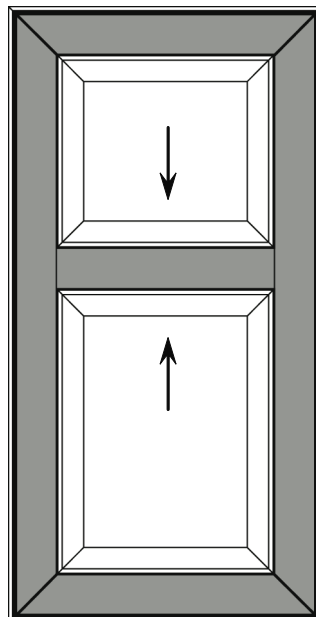
**Style M1050**

Min. Size: 8 x 16  
50/50 Split  
Price Column: 37  
Frame Column: 21



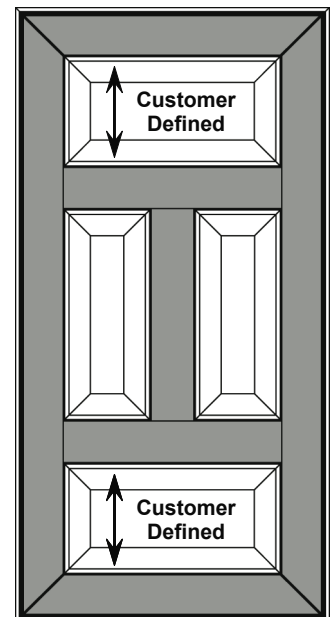
**Style M1064**

Min. Size: 8 x 18  
60/40 Split  
Price Column: 37  
Frame Column: 21



**Style M1046**


Min. Size: 8 x 18  
40/60 Split  
Price Column: 37  
Frame Column: 21



**Style M1080**

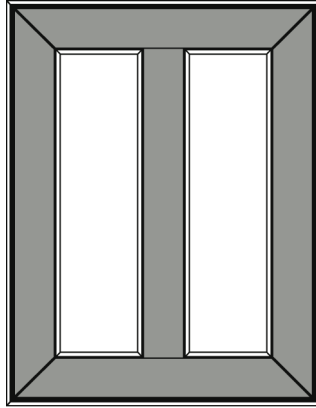
Min. Size: 14 x 24  
25/50/25 Split  
Price Column: 39  
Frame Column: 23

# MITERED RAISED PANEL DOORS



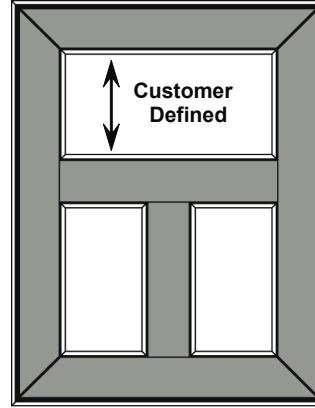
**Style M1100**

Min. Size: 7 x 7  
Price Column: 40  
Frame Column: 20



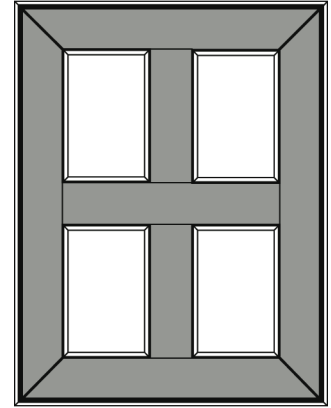
**Style M1110**

Min. Size: 10 x 7  
Price Column: 41  
Frame Column: 21



**Style M1130**

Min. Size: 10 x 16  
Price Column: 42  
Frame Column: 22



**Style M1140**

Min. Size: 10 x 16  
Price Column: 43  
Frame Column: 23

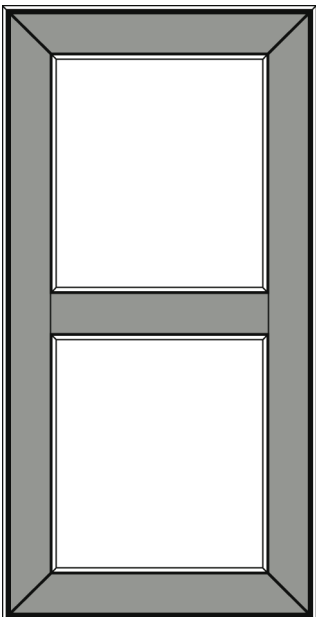
## Grain Matched Panels - Mid Rail Placement

Grain Matched Panels **are not standard** on Veneered Flat Panel Doors.

Veneered Panels can be Grain Matched for an additional 15%.

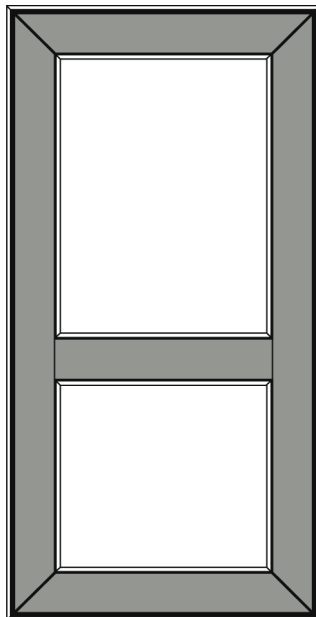
Mid rail placement can be specified at no additional charge (Customer Defined-CD).

**Example:** The door style designation for a customer defined midrail placement is a **Style M1150-CD**.



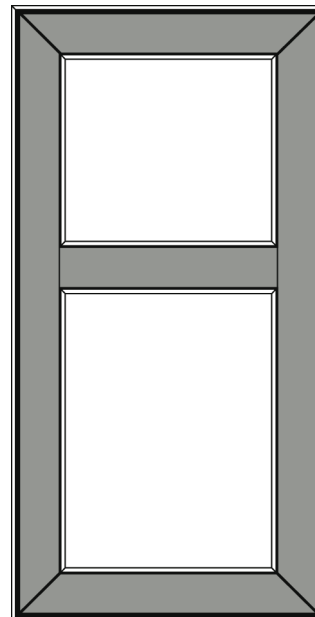
**Style M1150**

Min. Size: 7 x 16  
50/50 Split  
Price Column: 41  
Frame Column: 21



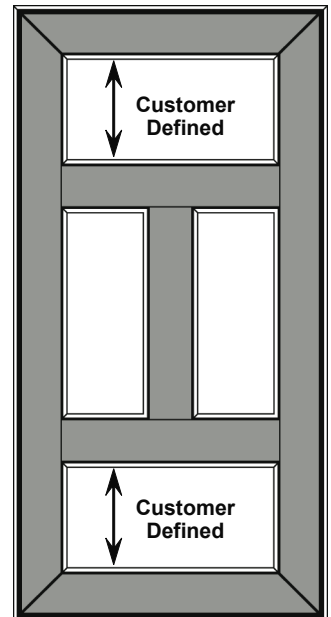
**Style M1164**

Min. Size: 7 x 18  
60/40 Split  
Price Column: 41  
Frame Column: 21



**Style M1146**

Min. Size: 7 x 18  
40/60 Split  
Price Column: 41  
Frame Column: 21



**Style M1180**

Min. Size: 10 x 24  
25/50/25 Split  
Price Column: 43  
Frame Column: 23

# ***MITERED DRAWER FRONTS***

All mitered drawer fronts come standard with Horizontal Grain.


Grain direction can be changed to Vertical Grain at no extra charge by noting it in either the Custom Details box or the Specifications box on the order form.

The minimum size of each drawer front is listed below each image and is representative of a 2-1/4" wide mitered stile and rail profile. In some cases, the raised panel profile may need to be reduced to a 1" reveal to accommodate the minimum size listed.

If using a 1-1/2" wide stile and rail profile, subtract an 1-1/2" to the minimum size listed.

If using a 3" wide stile and rail profile, add an 1-1/2" to the minimum size listed.

## **Mitered Raised Panel Drawer Fronts**

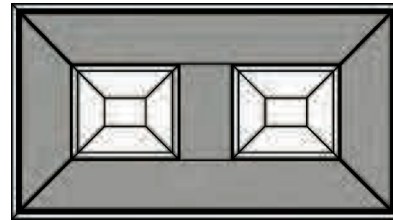


**Style M9000**

**Veneer Panel**

Min. Size: 6-1/2 x 6-1/2

Price Column: 40




**Style M9010**

**Veneer Panel**

Min. Size: 13 x 7-1/2

Price Column: 37

## **Mitered Flat Veneer Panel Drawer Fronts**

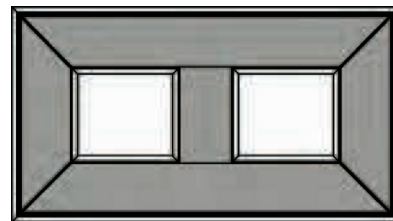


**Style M9100**

**Veneer Panel**

Min. Size: 6-1/2 x 6-1/2

Price Column: 40



**Style M9110**

**Veneer Panel**

Min. Size: 10 x 6-1/2

Price Column: 41

# MITERED DOOR PROFILES

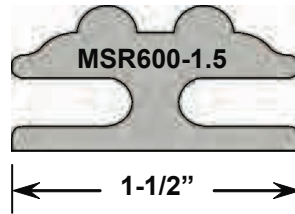
## M600 Series

Matching Mid Stile & Mid Rail Profiles

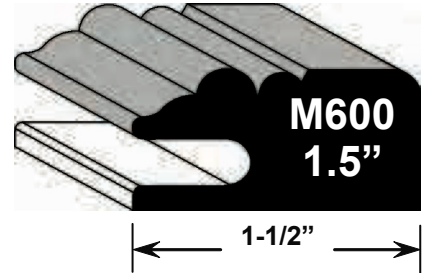
Matching Mullion



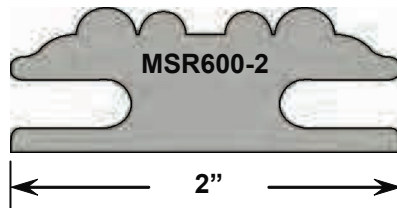
M-6



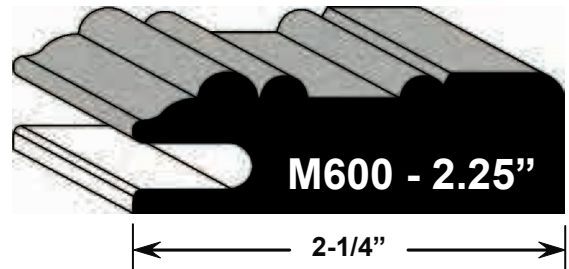
1-1/2"



1-1/2"



2"

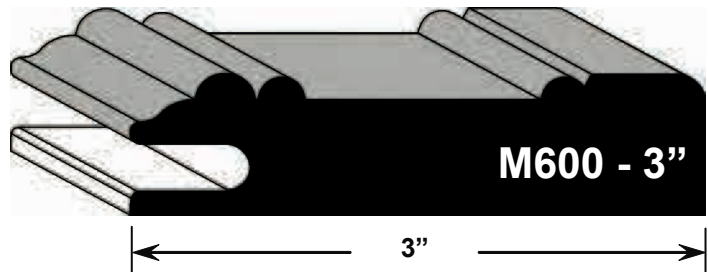


M600 - 2.25"

2-1/4"



2-3/4"

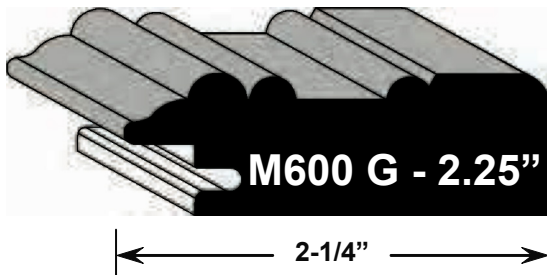


M600 - 3"

3"

## M600 Options

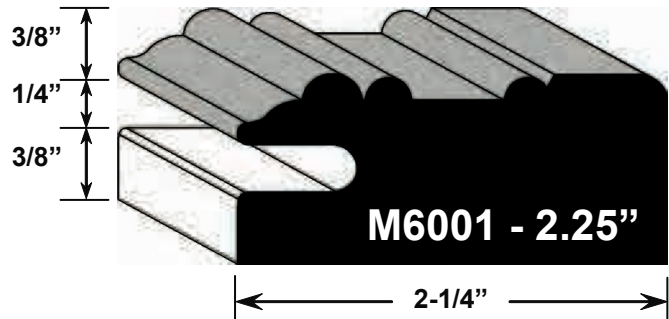
Glass Cut For Rubber Retainer  
Available for all 3 Widths



M600 G - 2.25"

2-1/4"

**1" Thick Version**  
Glass Cut For Rubber Retainer  
Available for all 3 Widths  
(Add 30%)



M6001 - 2.25"

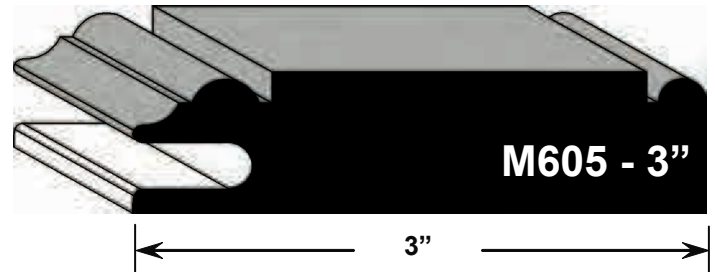
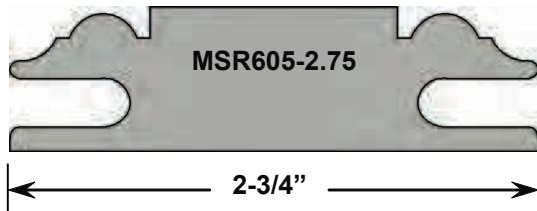
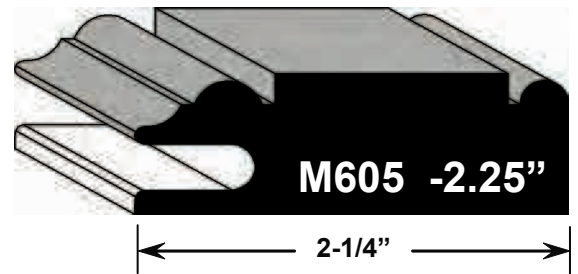
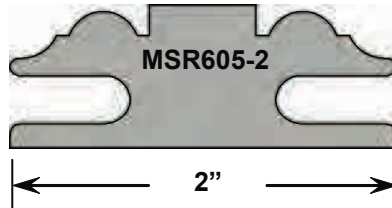
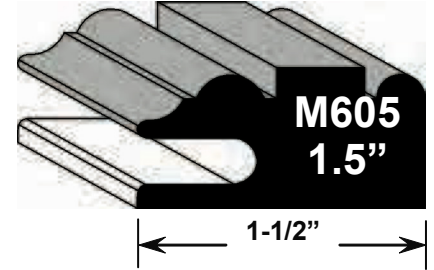
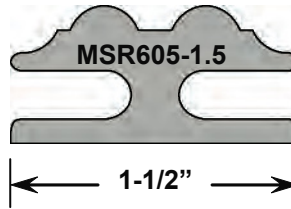
2-1/4"

# MITERED DOOR PROFILES

## M605 Series

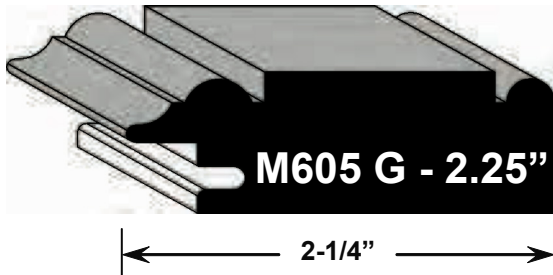
Matching Mid Stile & Mid Rail Profiles

Matching Mullion

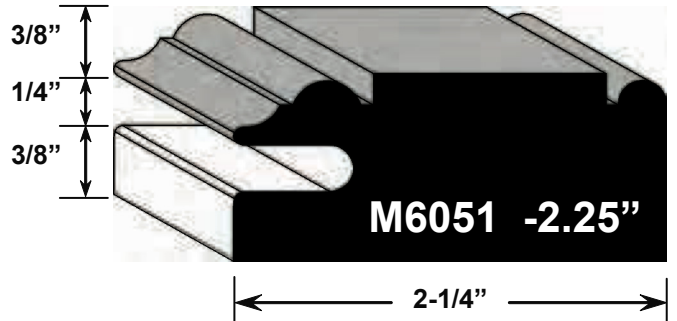


## M605 Options

Glass Cut For Rubber Retainer  
Available for all 3 Widths



**1" Thick Version**  
Glass Cut For Rubber Retainer  
Available for all 3 Widths  
(Add 30%)



# MITERED DOOR PROFILES

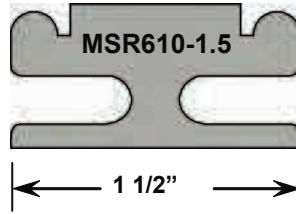
## M610 Series

Matching Mid Stile & Mid Rail Profiles

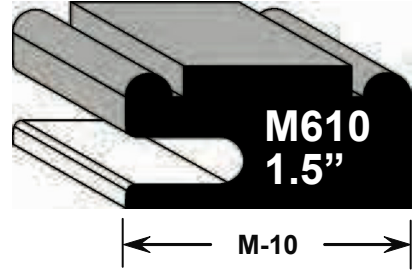

Matching Mullion



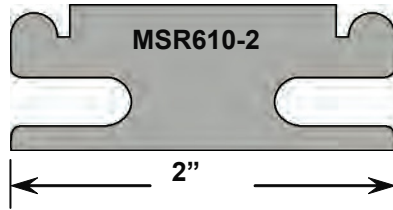
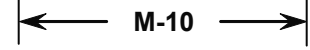
M-10



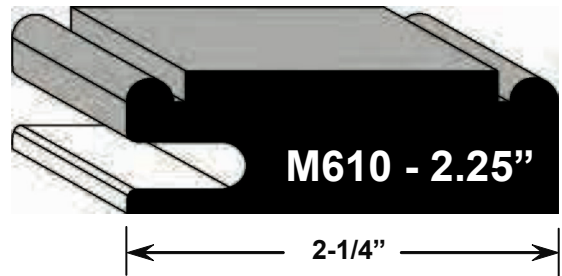
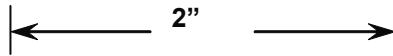
MSR610-1.5



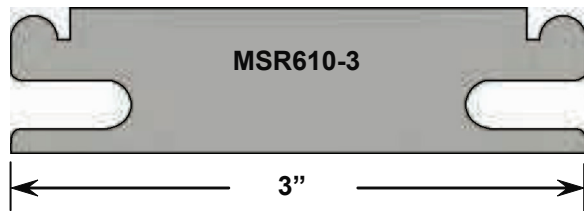

M610  
1.5"



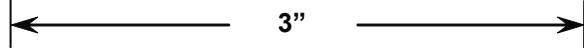
MSR610-2




M610 - 2.25"



MSR610-3



M610 - 3"




## M610 Options

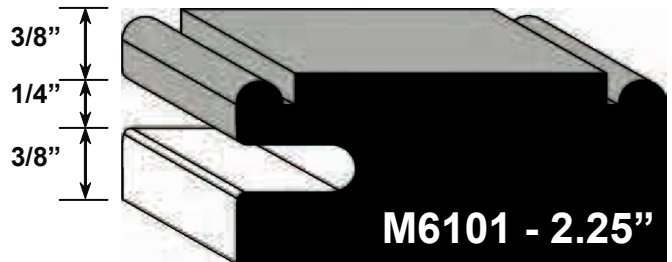
Glass Cut For Rubber Retainer  
Available for all 3 Widths




M610 G - 2.25"



1" Thick Version  
Available for all 3 Widths  
(Add 30%)



M6101 - 2.25"



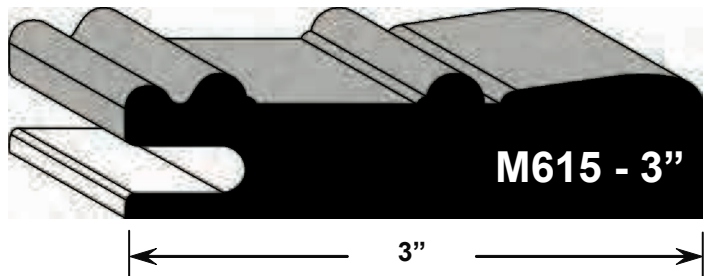
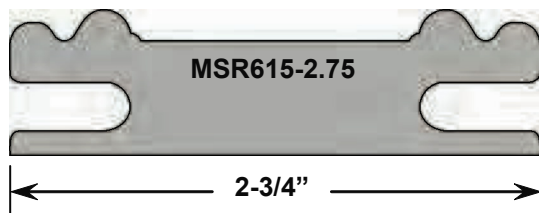
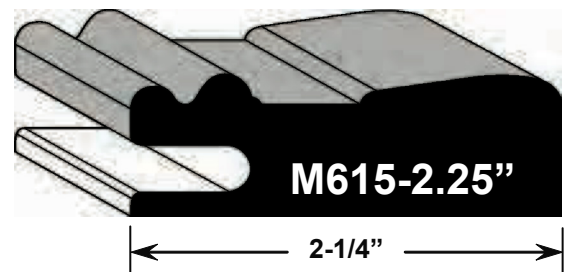
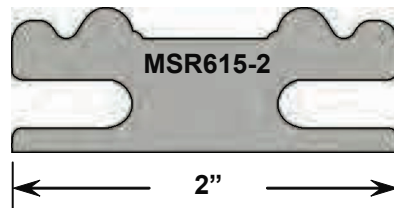
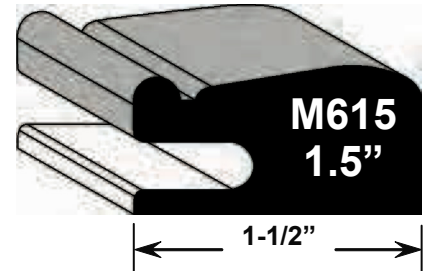
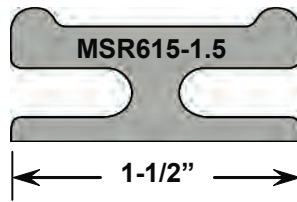



# MITERED DOOR PROFILES

## M615 Series

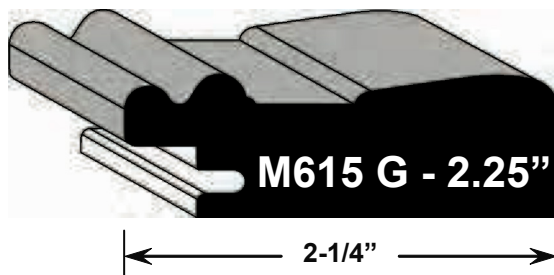
Matching Mid Stile & Mid Rail Profiles

Matching Mullion

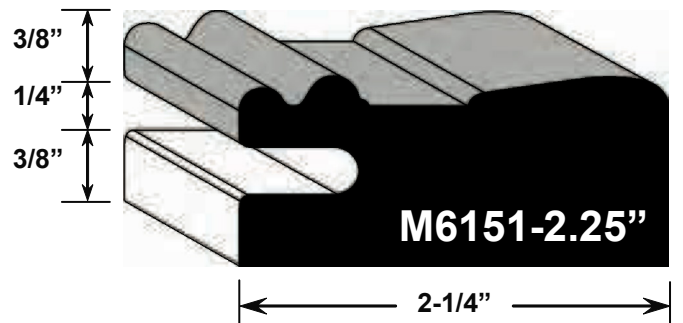


## M615 Options

Glass Cut For Rubber Retainer  
Available for all 3 Widths



1" Thick Version  
Available for all 3 Widths  
(Add 30%)

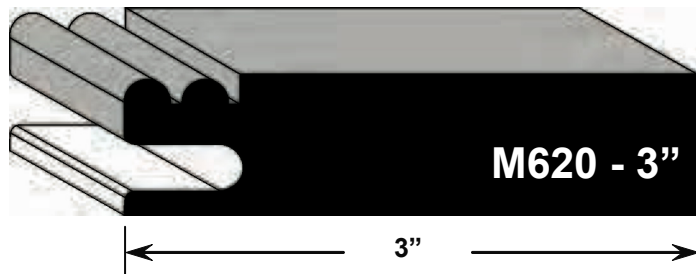
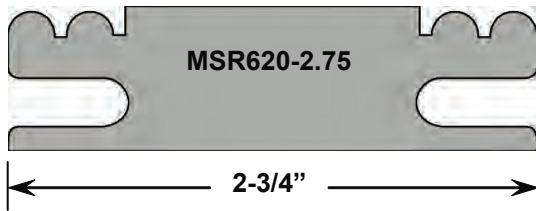
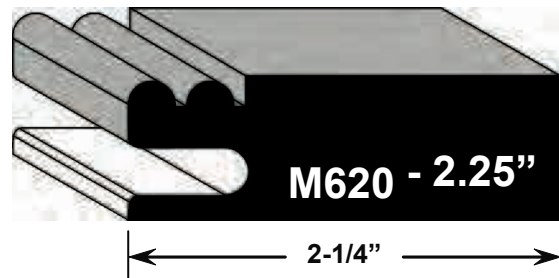
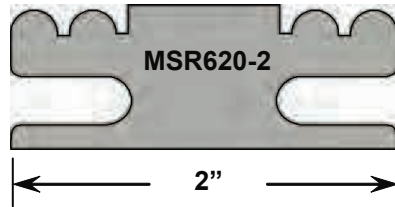
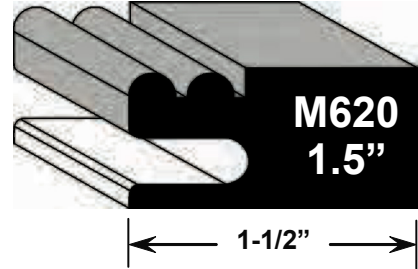
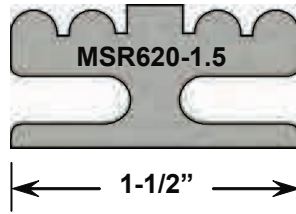



# MITERED DOOR PROFILES

## M620 Series

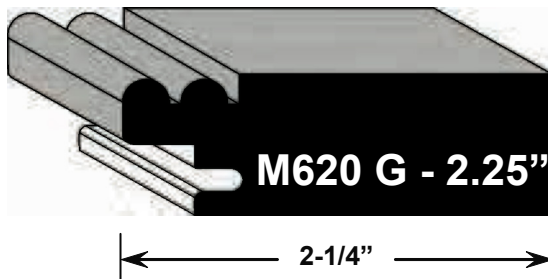
Matching Mid Stile & Mid Rail Profiles

Matching Mullion

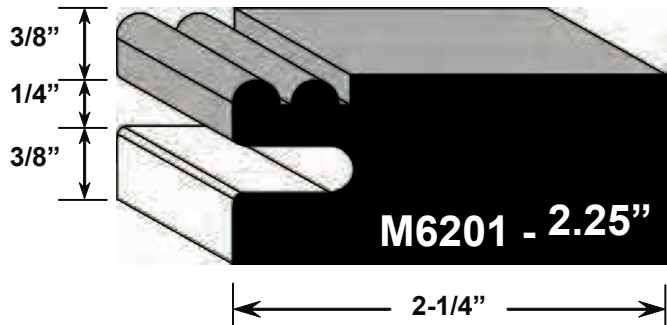


## M620 Options

Glass Cut For Rubber Retainer  
Available for all 3 Widths



1" Thick Version  
Available for all 3 Widths  
(Add 30%)

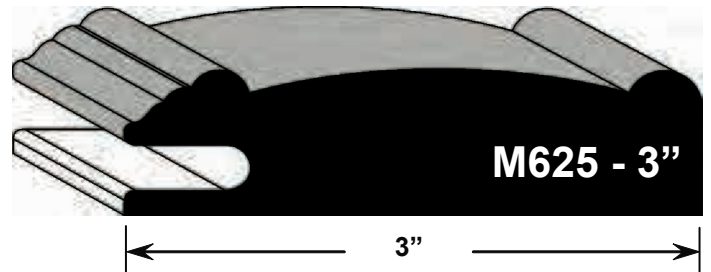
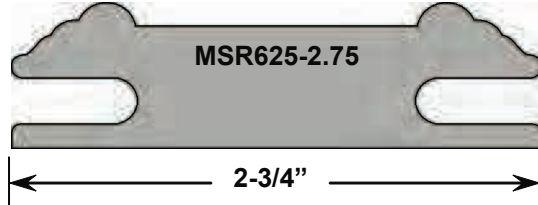
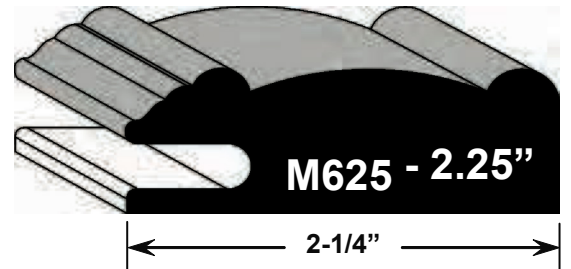
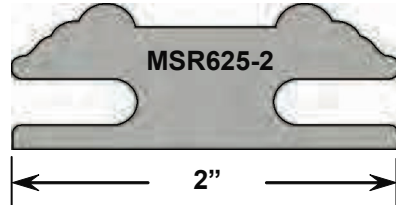
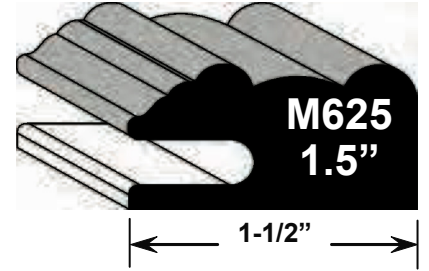
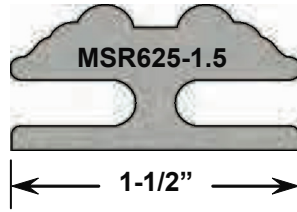
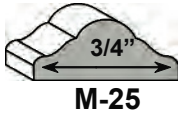


# MITERED DOOR PROFILES

## M625 Series

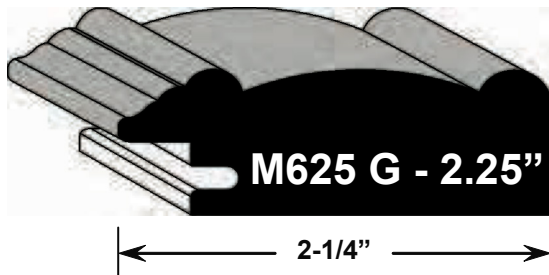
Matching Mid Stile & Mid Rail Profiles

Matching Mullion

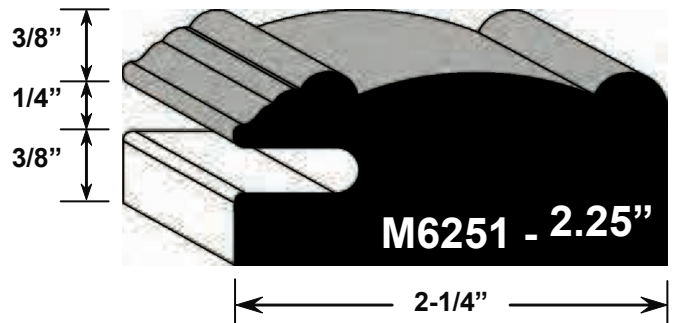


## M635 Options

Glass Cut For Rubber Retainer  
Available for all 3 Widths



1" Thick Version  
Available for all 3 Widths  
(Add 30%)

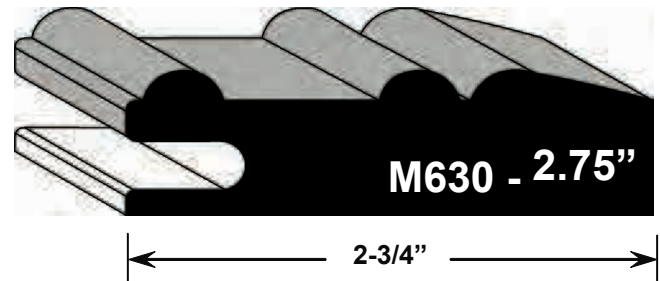
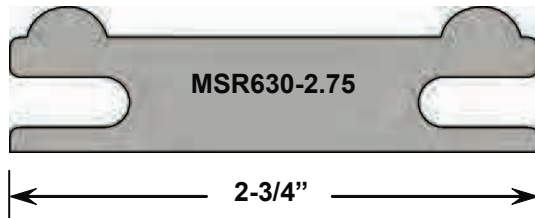
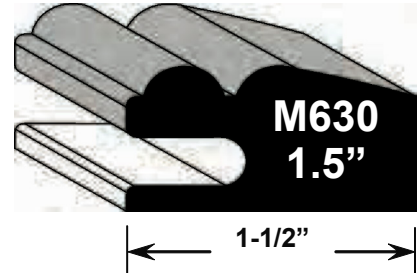
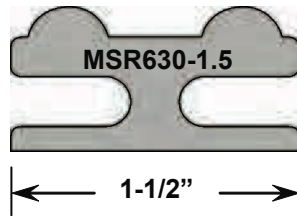
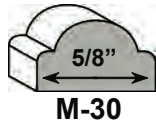


# MITERED DOOR PROFILES

## M630 Series

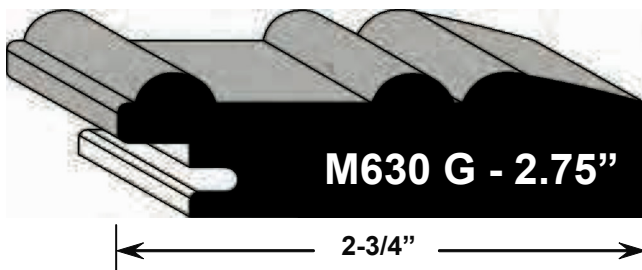
Matching Mid Stile & Mid Rail Profiles

Matching Mullion

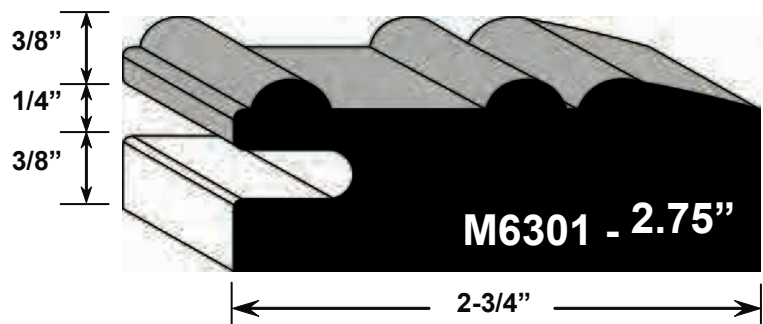


## M630 Options

Glass Cut For Rubber Retainer  
Available for both Widths



1" Thick Version  
Available for both Widths  
(Add 30%)



# MITERED DOOR PROFILES

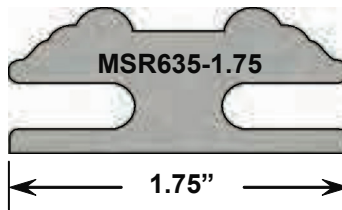
## M635 Series

Accepts a 3/8" Rope Molding  
Matching Mid Stile & Mid Rail Profiles

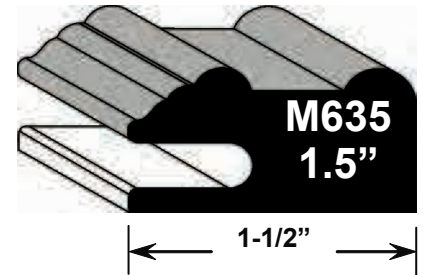
Matching Mullion



M-25

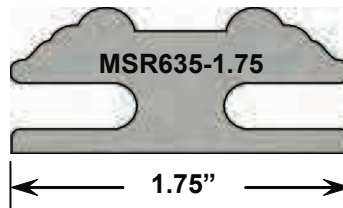


1.75"



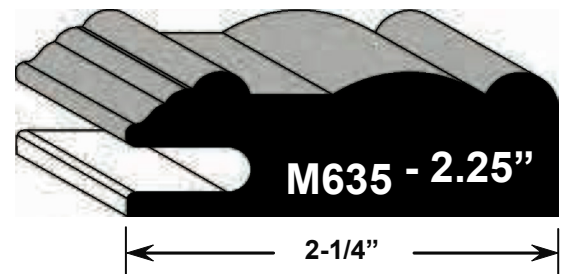
M635  
1.5"

1-1/2"



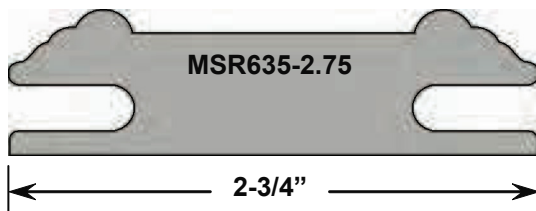
MSR635-1.75

1.75"



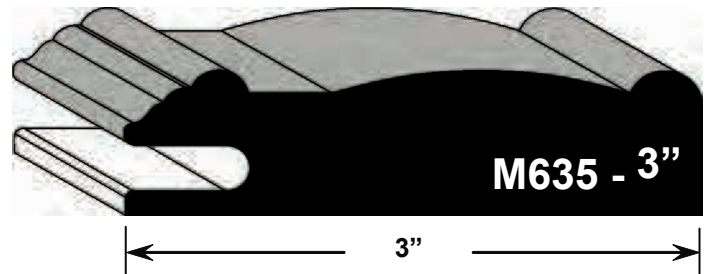
M635 - 2.25"

2-1/4"



MSR635-2.75

2-3/4"



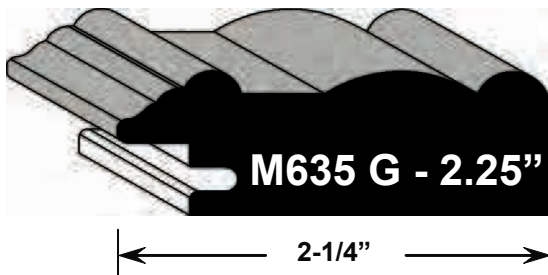
M635 - 3"

3"

## M635 Options

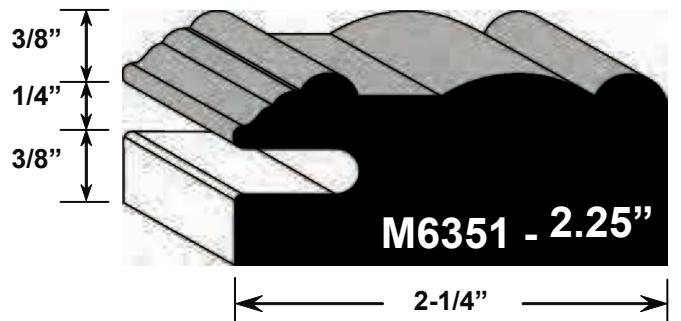
Glass Cut For Rubber Retainer  
Available for all 3 Widths

1" Thick Version  
Available for all 3 Widths  
(Add 30%)



M635 G - 2.25"

2-1/4"



M6351 - 2.25"

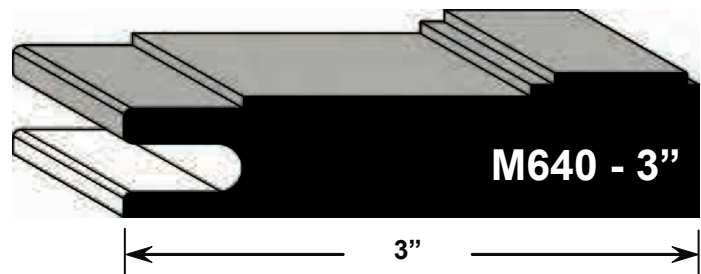
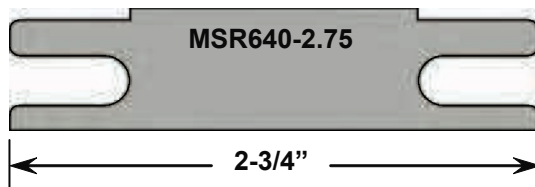
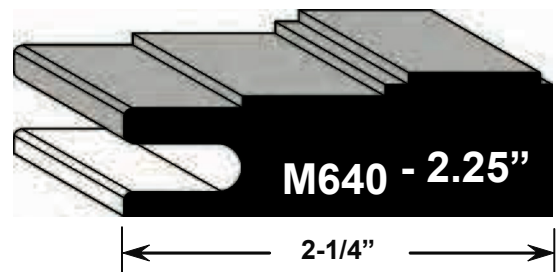
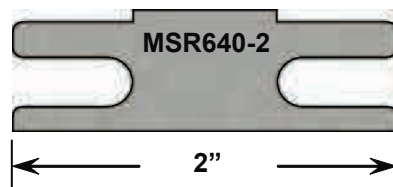
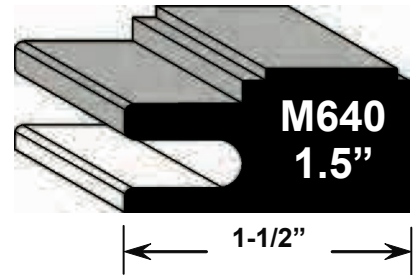
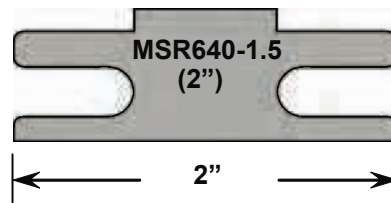
2-1/4"

# MITERED DOOR PROFILES

## M640 Series

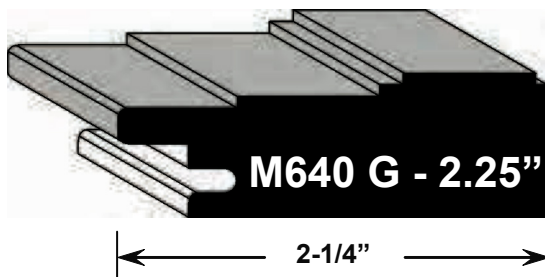
Matching Mid Stile & Mid Rail Profiles

No Matching Mullion  
Is available for the  
M640 Series

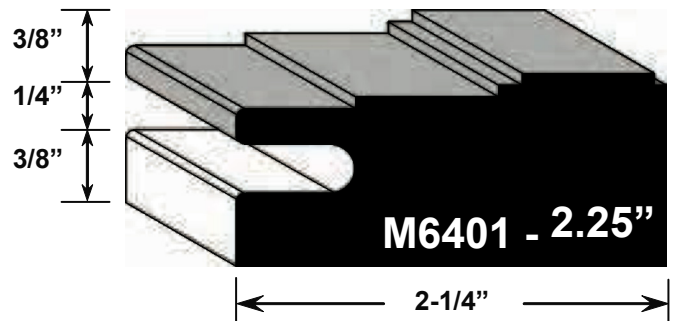


## M640 Options

Glass Cut For Rubber Retainer  
Available for all 3 Widths



1'' Thick Version  
Available for all 3 Widths  
(Add 30%)

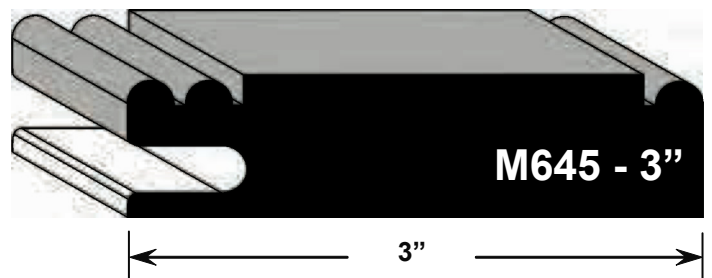
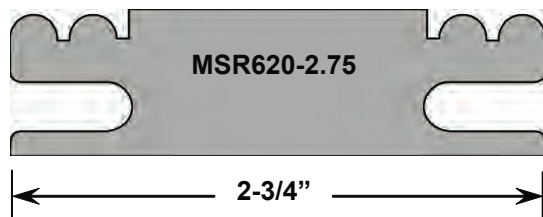
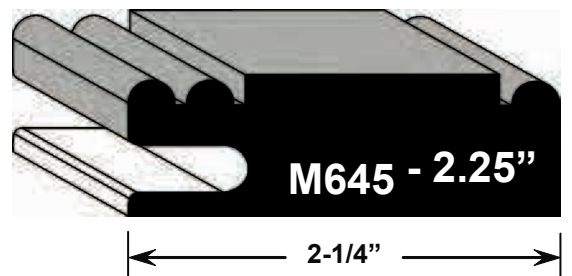
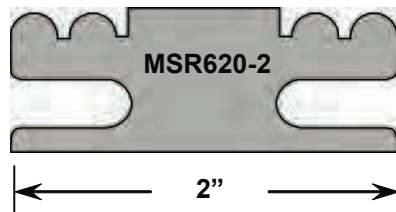
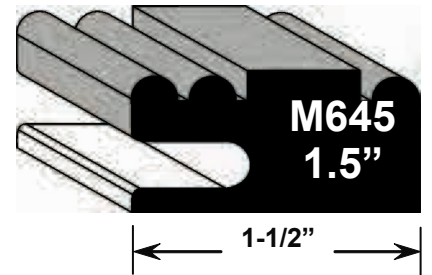
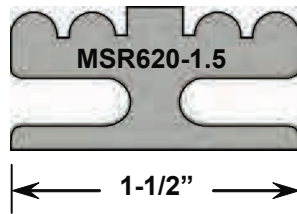



# MITERED DOOR PROFILES

## M645 Series

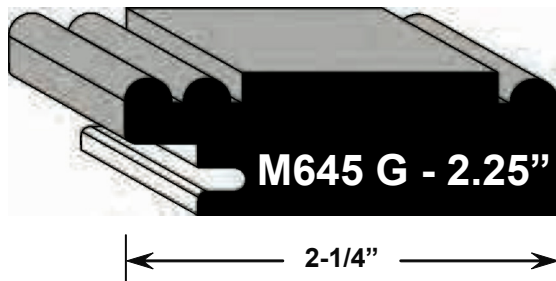
Matching Mid Stile & Mid Rail Profiles

Matching Mullion

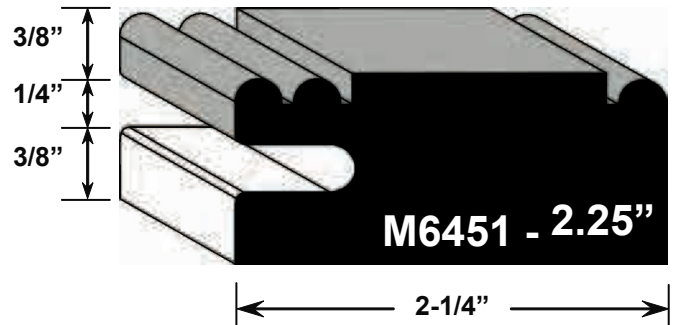


## M645 Options

Glass Cut For Rubber Retainer  
Available for all 3 Widths



1" Thick Version  
Available for all 3 Widths  
(Add 30%)



# MITERED DOOR PROFILES

## M650 Series

Matching Mid Stile & Mid Rail Profiles

Matching Mullion



**M-50**



2"



**M650  
1.5"**

1-1/2"



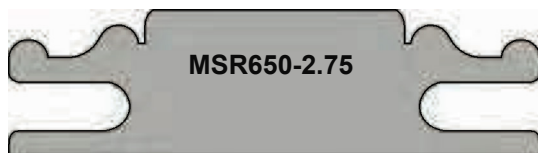
MSR650-2

2"



**M650 - 2.25"**

2-1/4"



MSR650-2.75

2-3/4"



**M650 - 3"**

3"

## M650 Options

Glass Cut For Rubber Retainer  
Available for all 3 Widths



**M650 G - 2.25"**

2-1/4"

1" Thick Version  
Available for all 3 Widths  
(Add 30%)



**M6501 - 2.25"**

2-1/4"

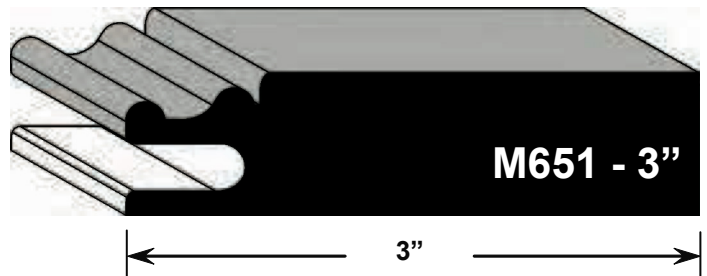
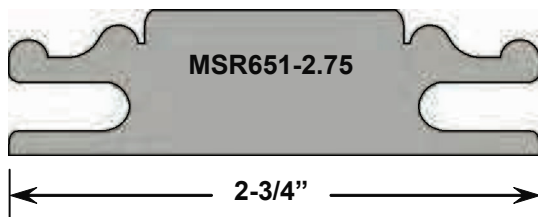
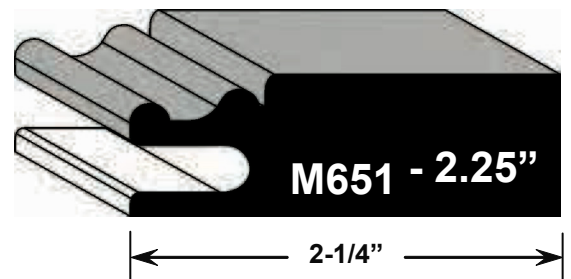
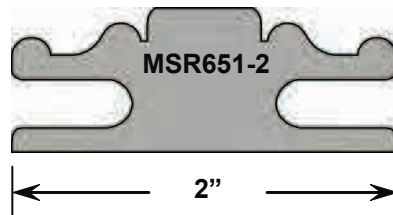
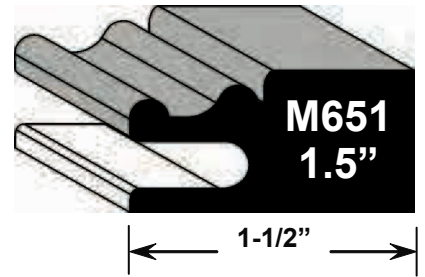
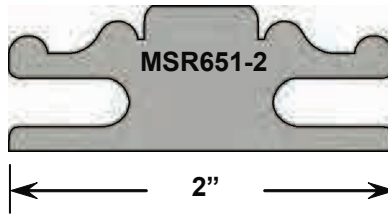
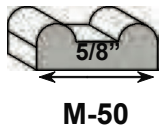


# MITERED DOOR PROFILES

## M651 Series

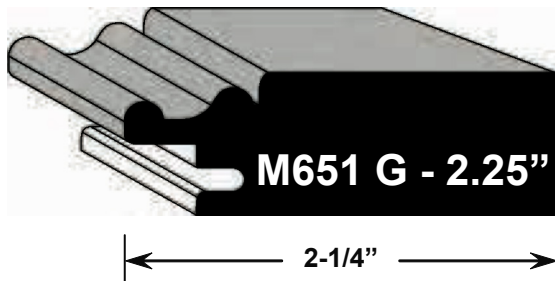
Matching Mid Stile & Mid Rail Profiles

Matching Mullion

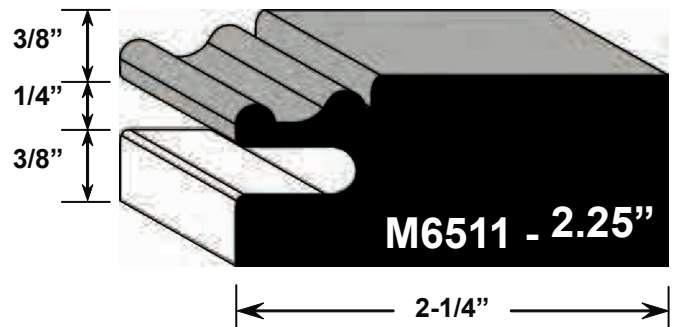


## M651 Options

Glass Cut For Rubber Retainer  
Available for all 3 Widths



1" Thick Version  
Available for all 3 Widths  
(Add 30%)

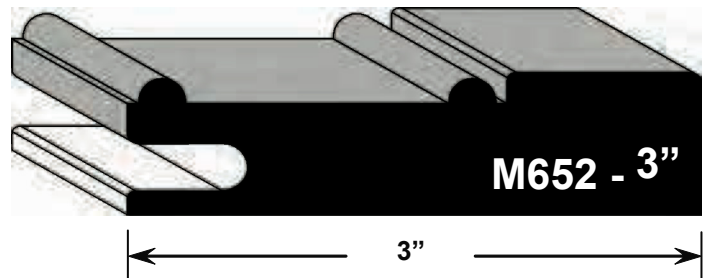
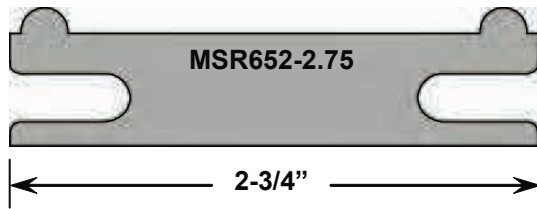
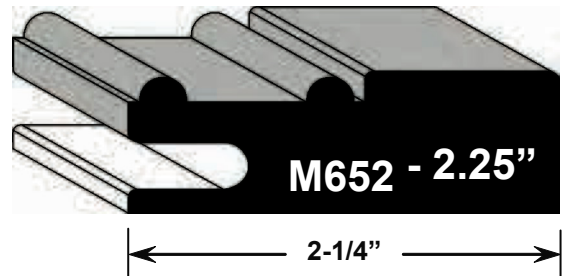
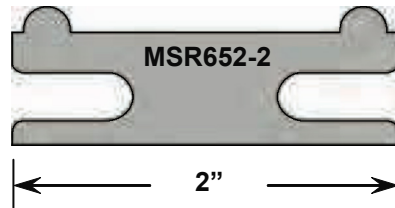
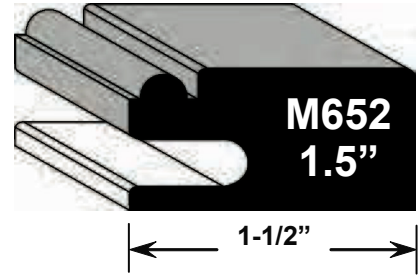
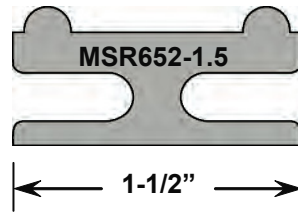


# MITERED DOOR PROFILES

## M652 Series

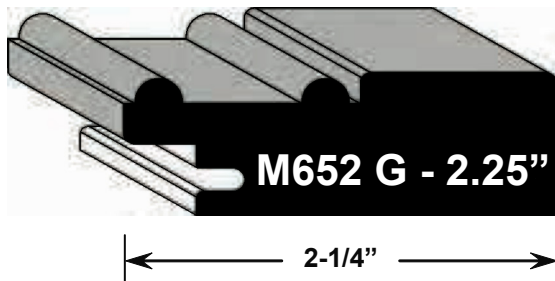
Matching Mid Stile & Mid Rail Profiles

Matching Mullion

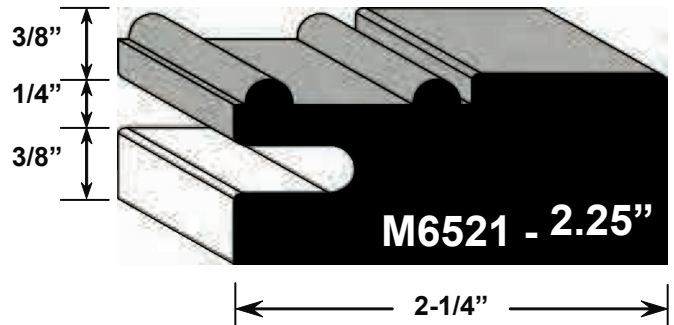


## M652Options

Glass Cut For Rubber Retainer  
Available for all 3 Widths



1" Thick Version  
Available for all 3 Widths  
(Add 30%)


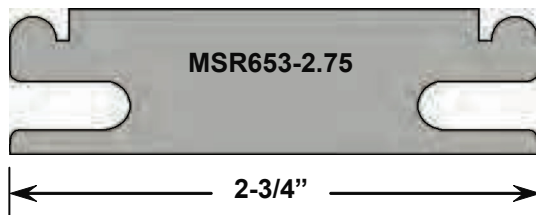
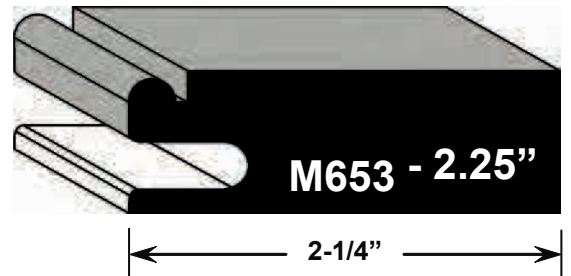
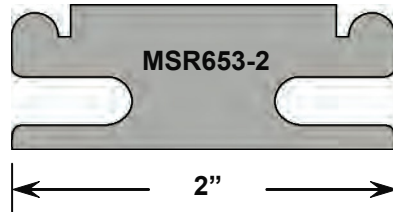
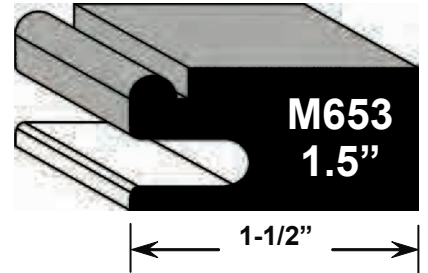
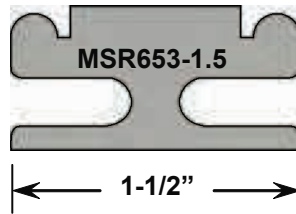



# MITERED DOOR PROFILES

## M653 Series

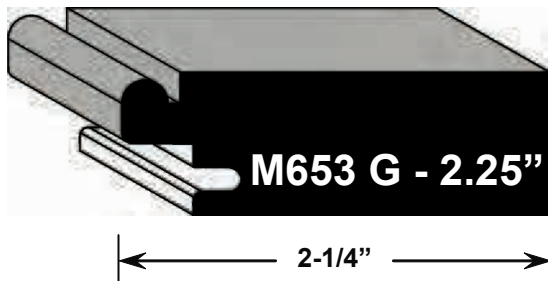
Matching Mid Stile & Mid Rail Profiles

Matching Mullion

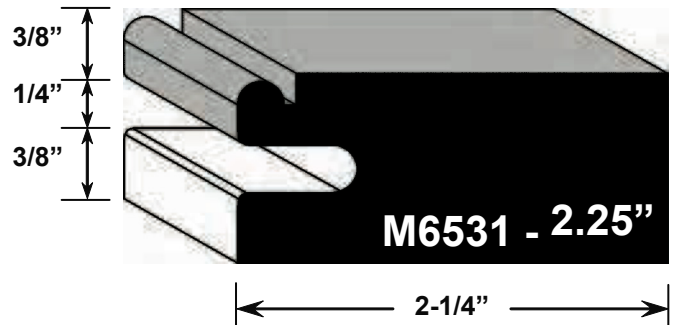


## M653 Options

Glass Cut For Rubber Retainer  
Available for all 3 Widths



1" Thick Version  
Available for all 3 Widths  
(Add 30%)

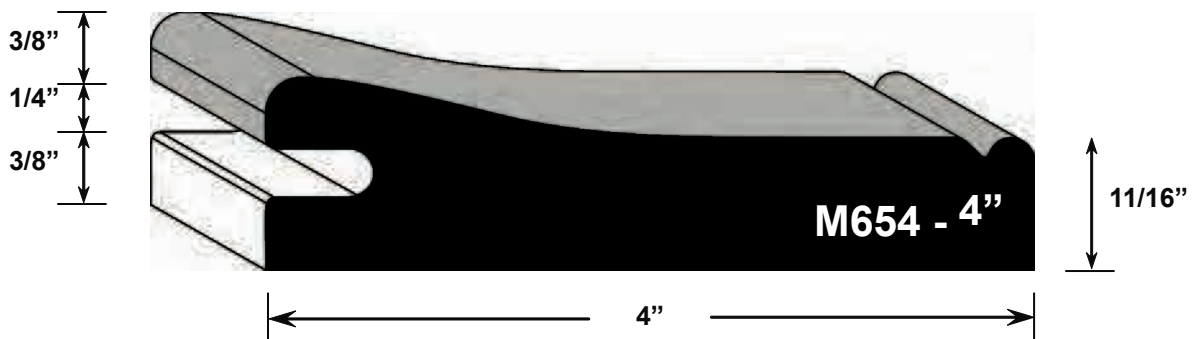
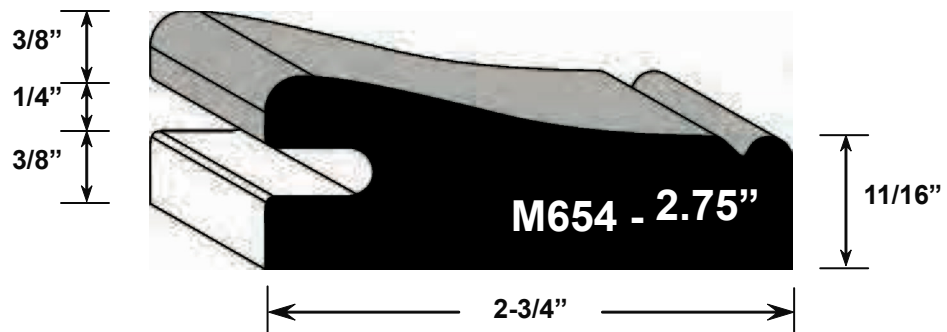
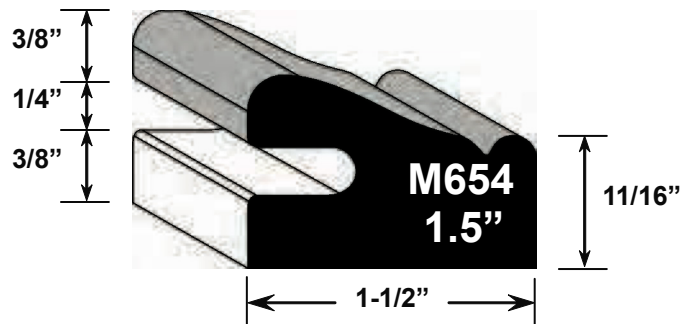


# MITERED DOOR PROFILES

## M654 Series The M654 is Available Only In 1" Thickness (Add 30%)

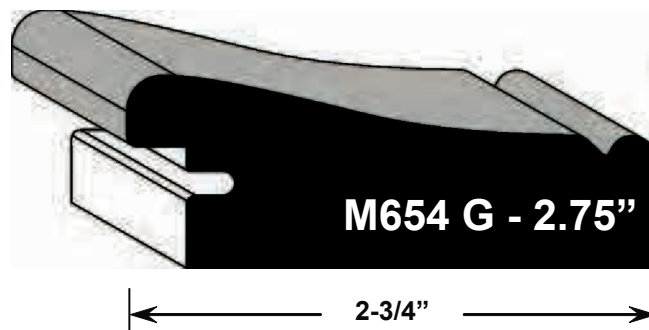
Custom Matching Mid Stile  
& Mid Rail Profiles  
are Available  
~Please call for Details~

No Matching Mullion  
Is Available for the  
M654 Series



## M654 Options

Glass Cut For Rubber Retainer  
Available for all 3 Widths



# MITERED DOOR PROFILES

## M655 Series

Matching Mid Stile & Mid Rail Profiles


Matching Mullion




**M-55**




**MSR655-2**



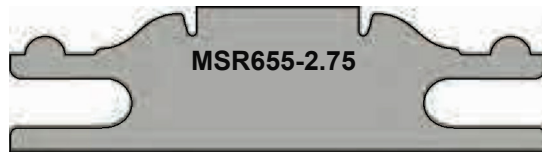
2"




**M655  
1.5"**



1-1/2"




**MSR655-2.75**



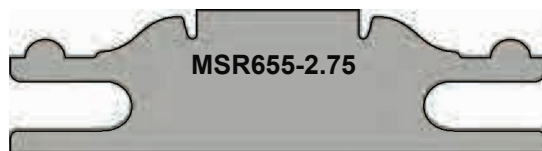
2-3/4"




**M655 - 2.25"**



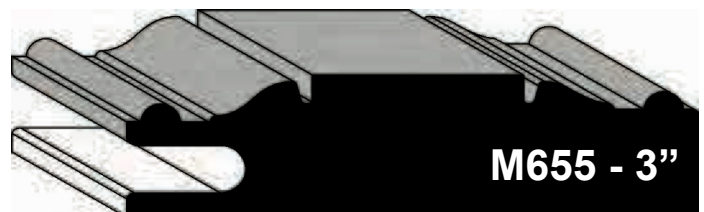
2-1/4"




**MSR655-2.75**



2-3/4"



**M655 - 3"**




3"

## M655 Options

Glass Cut For Rubber Retainer  
Available for all 3 Widths




**M655 G - 2.25"**

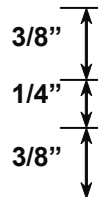


2-1/4"

1" Thick Version  
Available for all 3 Widths  
(Add 30%)




**M6551 - 2.25"**



3/8"

1/4"

3/8"



2-1/4"

# MITERED DOOR PROFILES

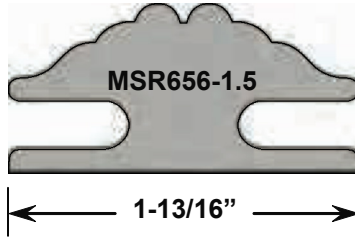
## M656 Series Note: 7/8" Thick Standard

Matching Mid Stile & Mid Rail Profiles

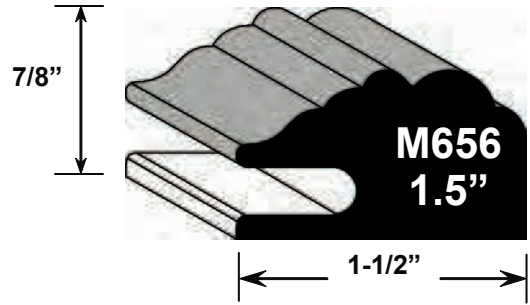
Matching Mullion



M-56

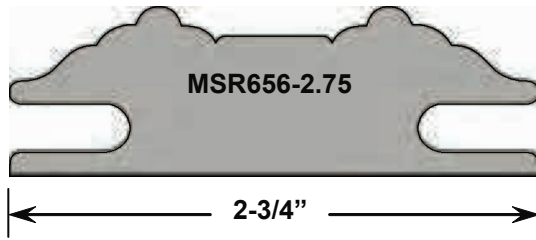


1-13/16"



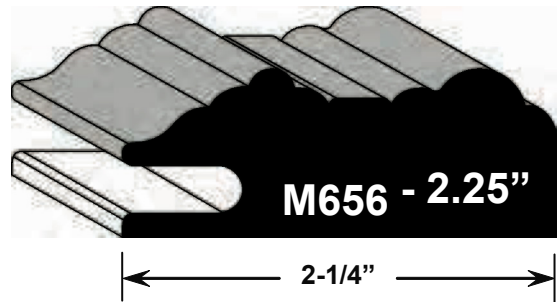
M656  
1.5"

1-1/2"



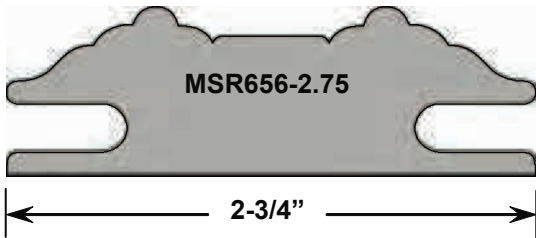
MSR656-2.75

2-3/4"



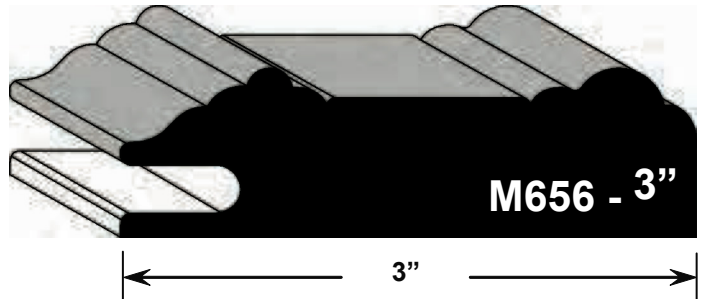
M656 - 2.25"

2-1/4"



MSR656-2.75

2-3/4"

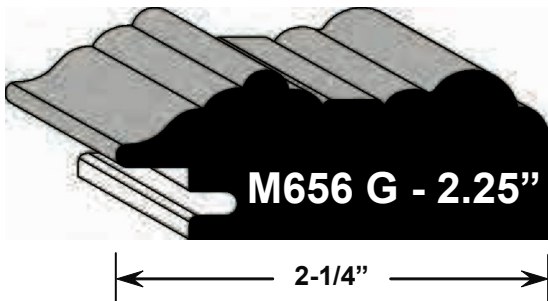


M656 - 3"

3"

## M656 Options

Glass Cut For Rubber Retainer  
Available for all 3 Widths



M656 G - 2.25"

2-1/4"

1" Thick Version  
Available for all 3 Widths  
(Add 30%)



M6561 - 2.25"

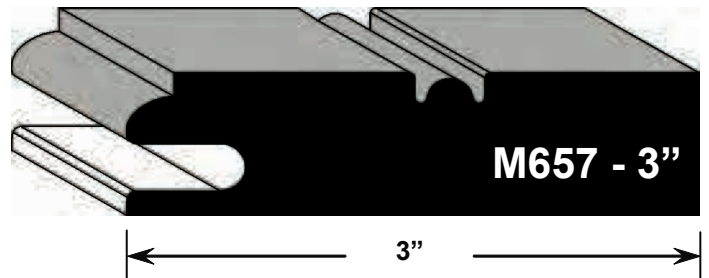
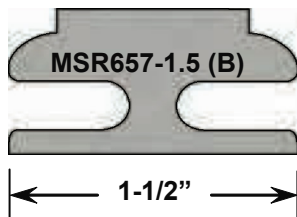
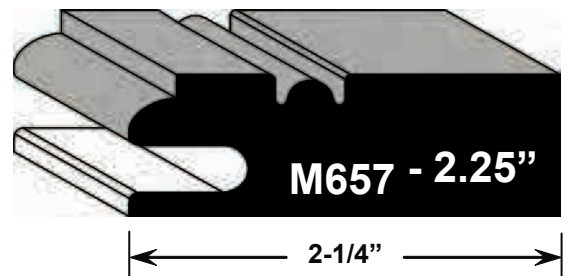
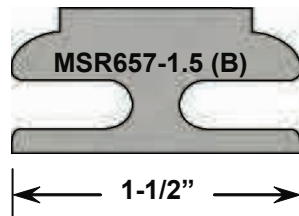
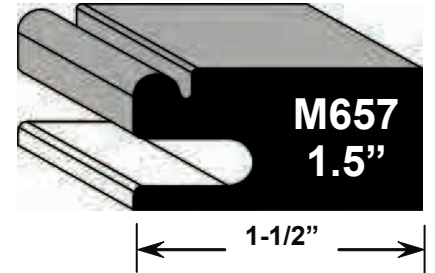
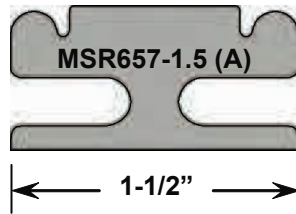
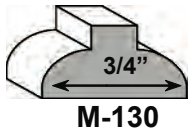
2-1/4"

# MITERED DOOR PROFILES

## M657 Series

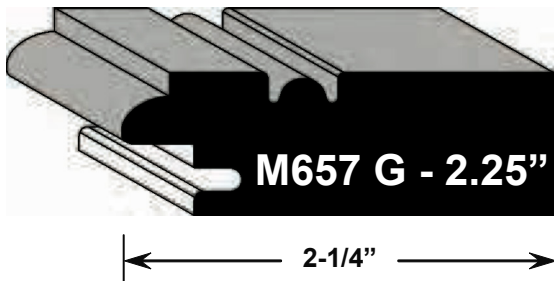
Matching Mid Stile & Mid Rail Profiles

Matching Mullion

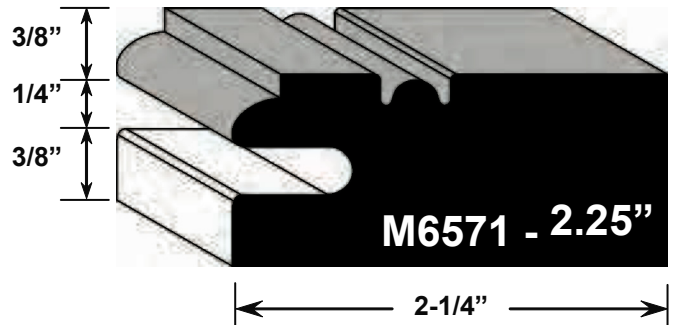


## M657 Options

Glass Cut For Rubber Retainer  
Available for all 3 Widths



1" Thick Version  
Available for all 3 Widths  
(Add 30%)

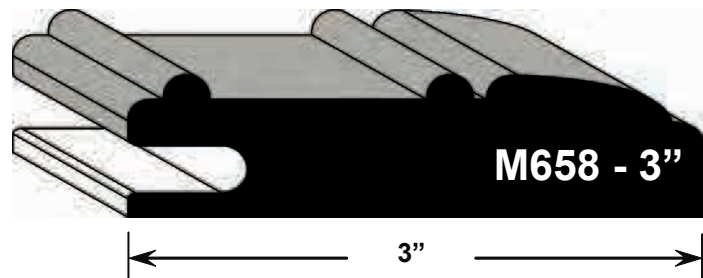
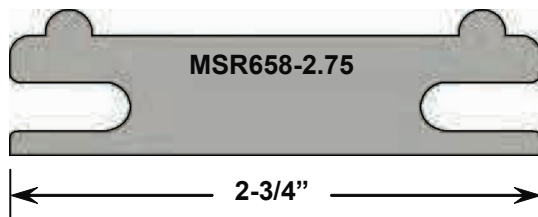
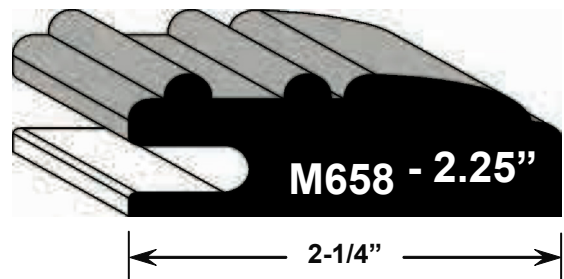
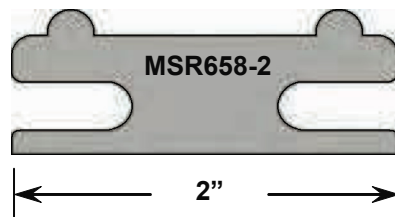
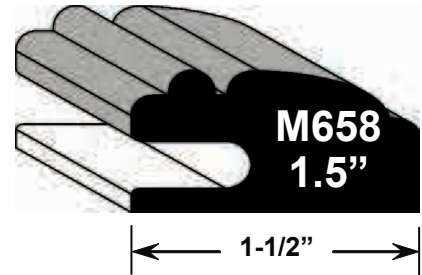
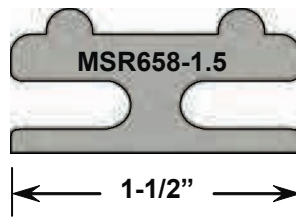



# MITERED DOOR PROFILES

## M658 Series

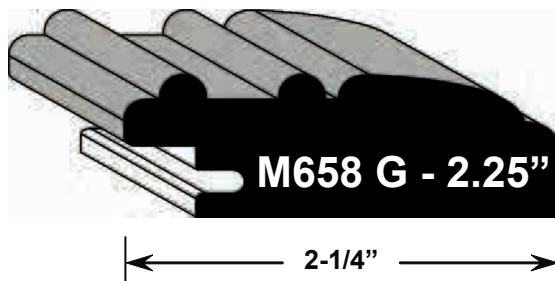
Matching Mid Stile & Mid Rail Profiles

Matching Mullion

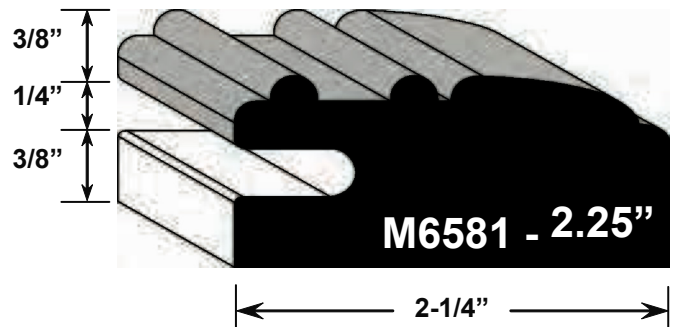


## M658 Options

Glass Cut For Rubber Retainer  
Available for all 3 Widths



1" Thick Version  
Available for all 3 Widths  
(Add 30%)



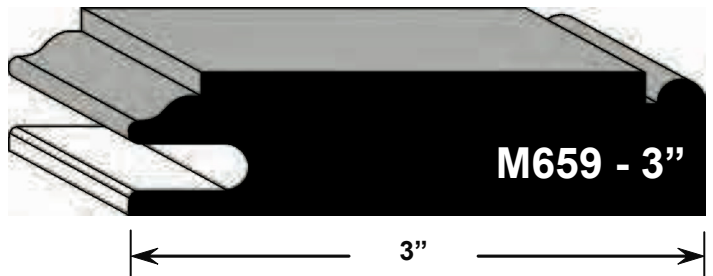
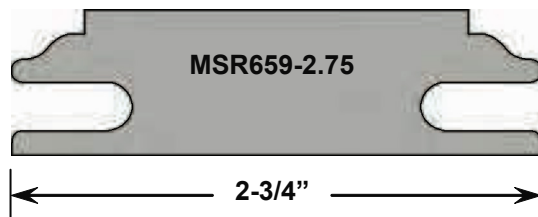
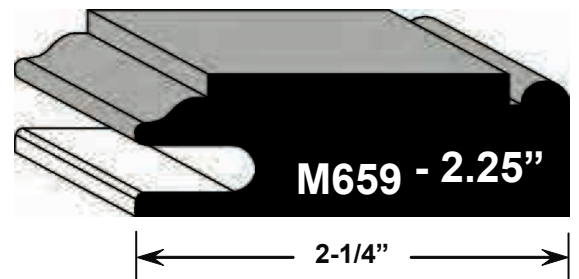
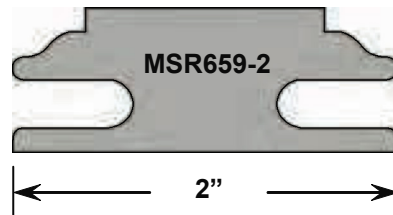
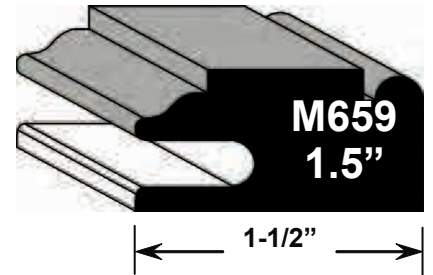
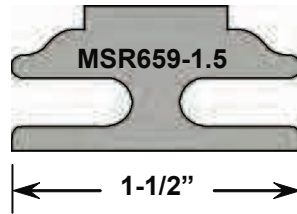
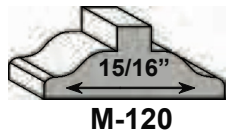


# MITERED DOOR PROFILES

## M659 Series

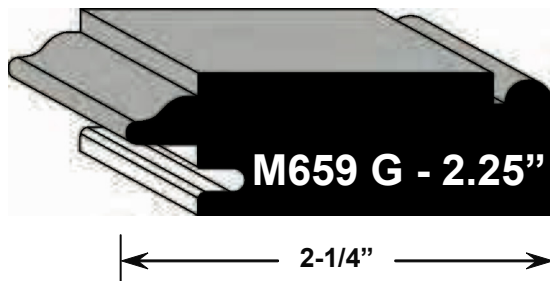
Matching Mid Stile & Mid Rail Profiles

Matching Mullion

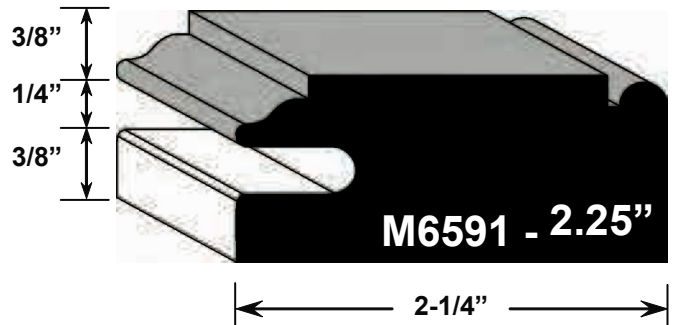


## M659 Options

Glass Cut For Rubber Retainer  
Available for all 3 Widths



1" Thick Version  
Available for all 3 Widths  
(Add 30%)



# MITERED DOOR PROFILES

## M660 Series

Matching Mid Stile & Mid Rail Profiles

Matching Mullion



M-55



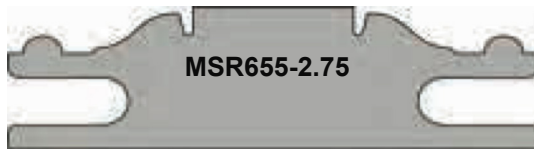
MSR655-2

2"



M660  
1.75"

1-3/4"



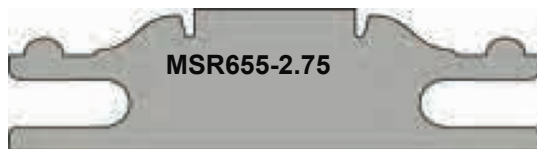
MSR655-2.75

2-3/4"



M660  
2.5"

2-1/2"



MSR655-2.75

2-3/4"



M660 - 3.25"

3-1/4"

## M660 Options


Glass Cut For Rubber Retainer  
Available for all 3 Widths

1" Thick Version  
Available for all 3 Widths  
(Add 30%)



M660 G - 2.5"

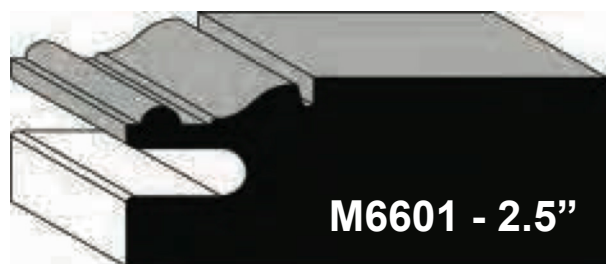
2-1/2"



3/8"

1/4"

3/8"



M6601 - 2.5"

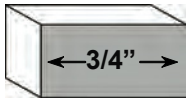
2-1/2"

# MITERED DOOR PROFILES

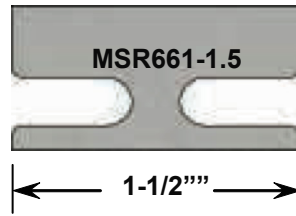
## M661 Series

Matching Mid Stile & Mid Rail Profiles

Matching Mullion

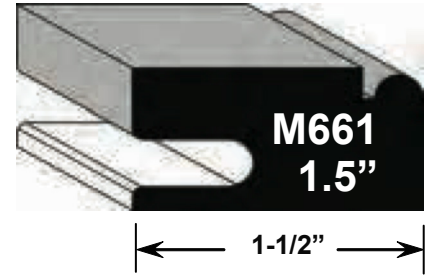


M-100



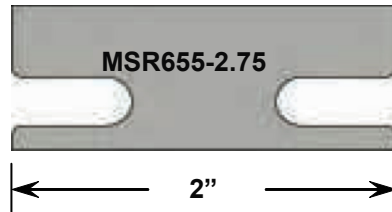
MSR661-1.5

1-1/2"



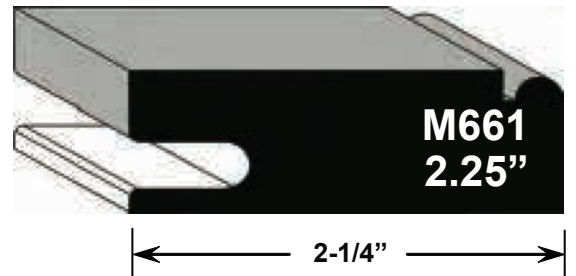
M661  
1.5"

1-1/2"



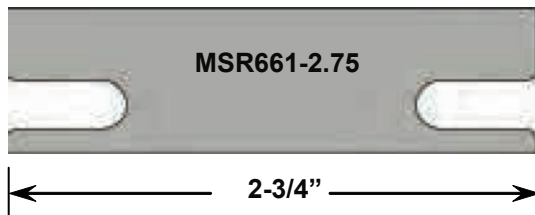
MSR655-2.75

2"




M661  
2.25"

2-1/4"



MSR661-2.75

2-3/4"



M661 - 3"


3"

## M661 Options

Glass Cut For Rubber Retainer  
Available for all 3 Widths



M661 G - 2.25"



2-1/4"

1" Thick Version  
Available for all 3 Widths  
(Add 30%)




M6611 - 2.25"

3/8"

1/4"

3/8"



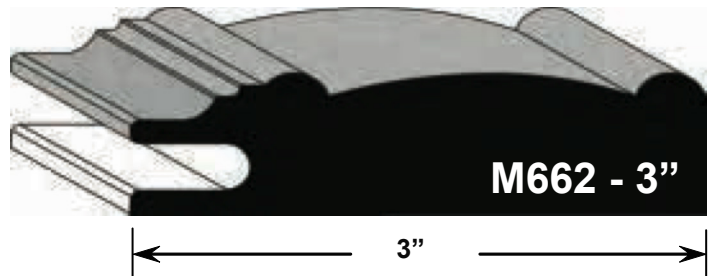
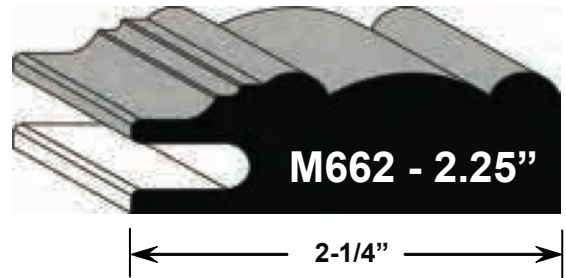
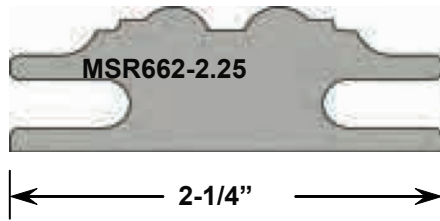
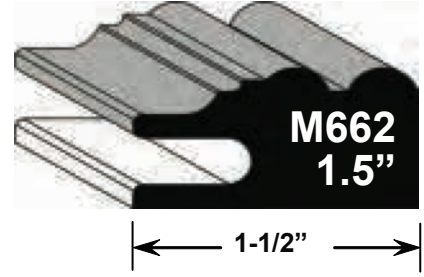
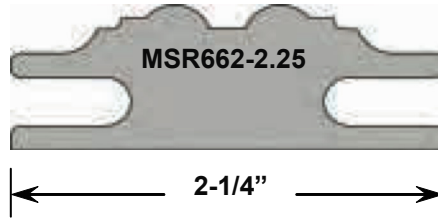
2-1/4"

# MITERED DOOR PROFILES

## M662 Series

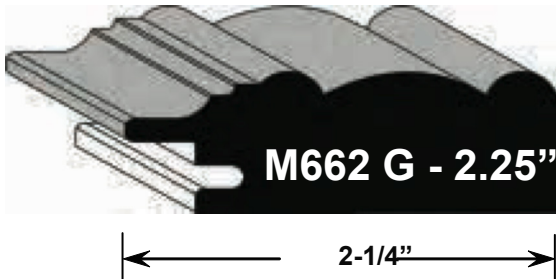
Matching Mid Stile & Mid Rail Profiles

No Mullion Available

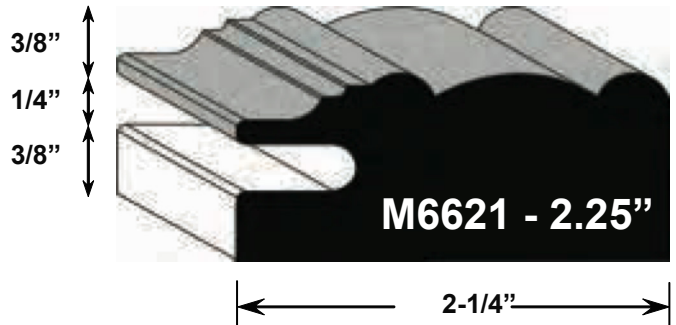


## M661 Options

Glass Cut For Rubber Retainer Available for all 3 Widths



1" Thick Version Available for all 3 Widths (Add 30%)



# MITERED DOOR PROFILES

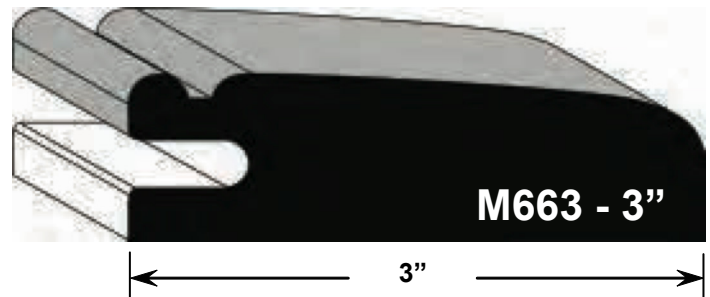

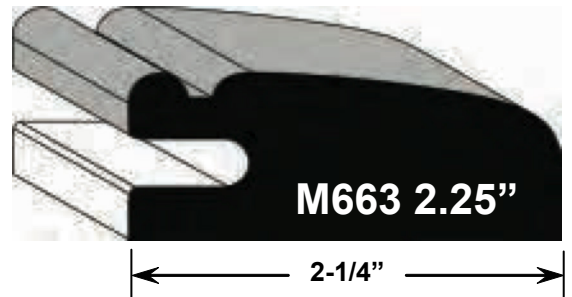
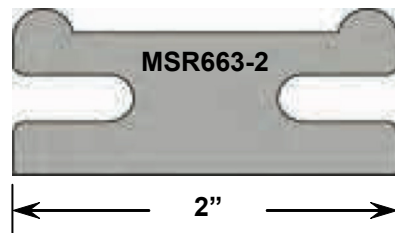
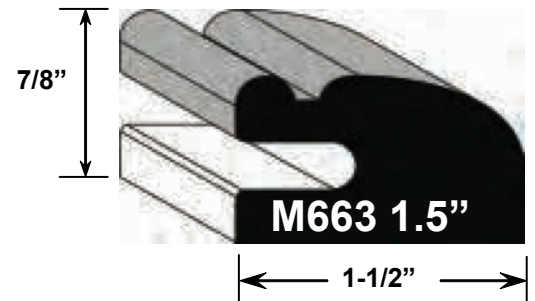

**M663 Series Note:** 7/8" Thick Standard

Matching Mid Stile & Mid Rail Profiles

Matching Mullion



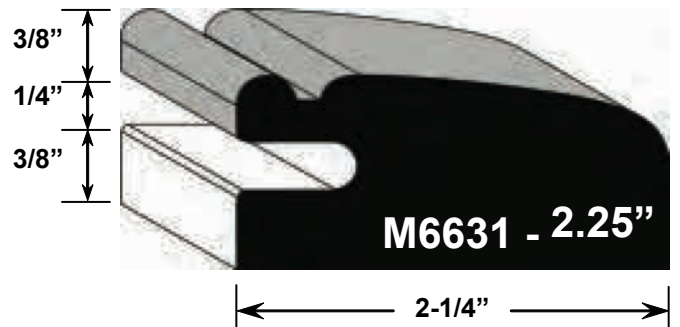
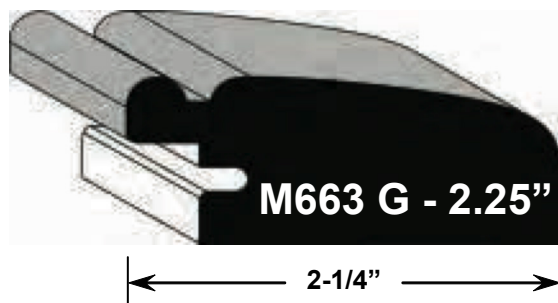
M-63



## M663 Options

Glass Cut For Rubber Retainer  
Available for all 3 Widths

**1" Thick Version**  
Available for all 3 Widths  
(Add 30%)



# MITERED DOOR PROFILES

## M664 Series

Matching Mid Stile & Mid Rail Profiles

Matching Mullion



M-58



1-1/2"



1-1/2"



2"



2-1/4"



2-3/4"



3"

## M664 Options

Glass Cut For Rubber Retainer  
Available for all 3 Widths



2-1/4"

1" Thick Version  
Available for all 3 Widths  
(Add 30%)




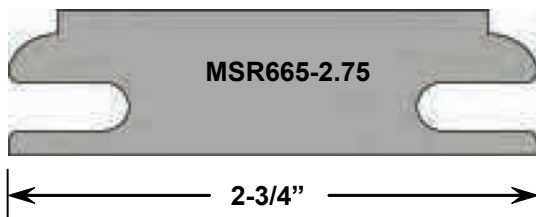

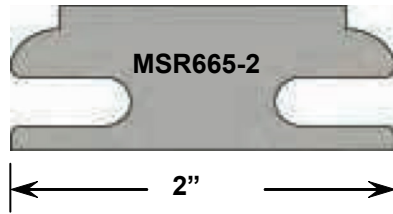
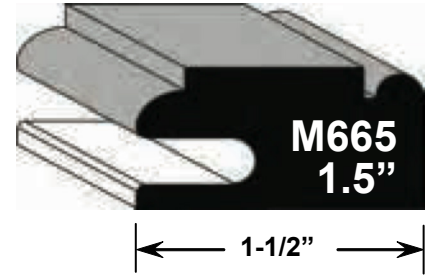
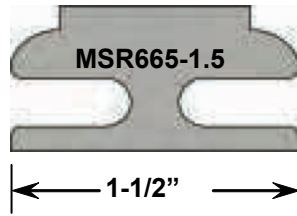
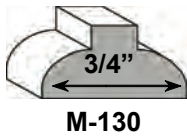
2-1/4"

# MITERED DOOR PROFILES

## M665 Series

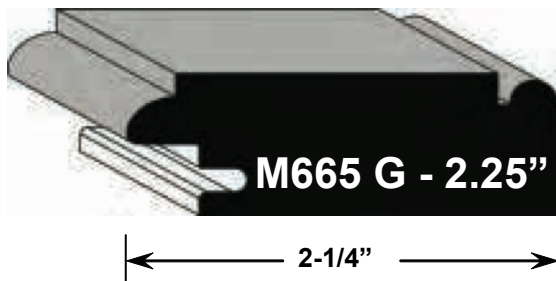
Matching Mid Stile & Mid Rail Profiles

Matching Mullion

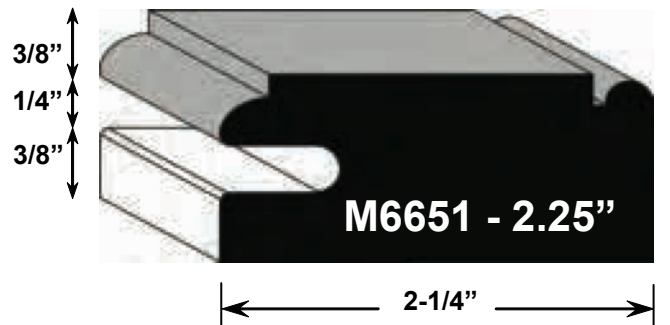


## M665 Options

Glass Cut For Rubber Retainer  
Available for all 3 Widths



1" Thick Version  
Available for all 3 Widths  
(Add 30%)

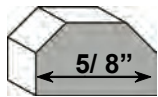


# MITERED DOOR PROFILES

## M666 Series

Matching Mid Stile & Mid Rail Profiles

Matching Mullion



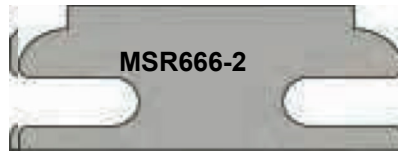
M-130



MSR666-1.5  
1-1/2"



M666  
1.5"  
1-1/2"




MSR666-2  
2"



M666 - 2.25"  
2-1/4"



MSR666-2.75  
2-3/4"



M666 - 3"  
3"

## M666 Options

Glass Cut For Rubber Retainer  
Available for all 3 Widths



M666 G - 2.25"  
2-1/4"

1" Thick Version  
Available for all 3 Widths  
(Add 30%)



M6661 - 2.25"  
2-1/4"



# MITERED DOOR PROFILES

## M667 Series

Matching Mid Stile & Mid Rail Profiles

Matching Mullion



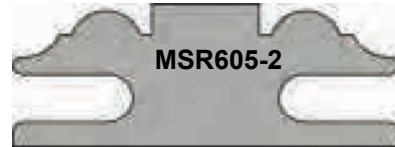
M-05



1-1/2"



1-1/2"



2"



2-1/4"



2-3/4"



3"

## M667 Options

Glass Cut For Rubber Retainer  
Available for all 3 Widths



2-1/4"

1" Thick Version  
Available for all 3 Widths  
(Add 30%)



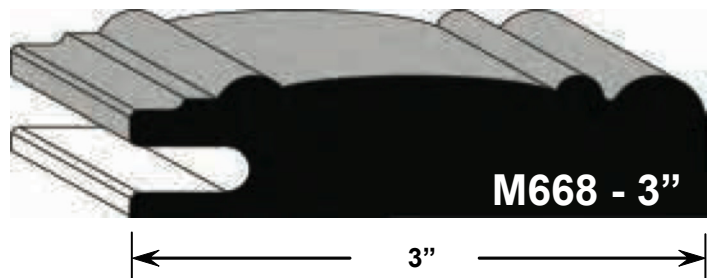
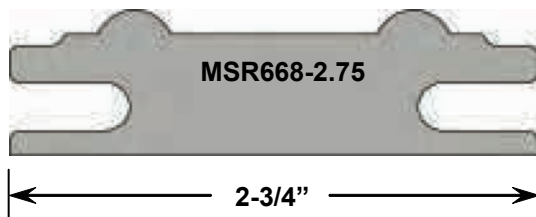
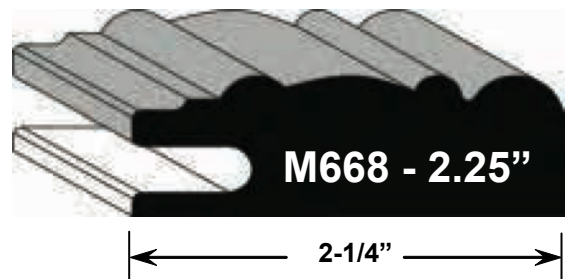
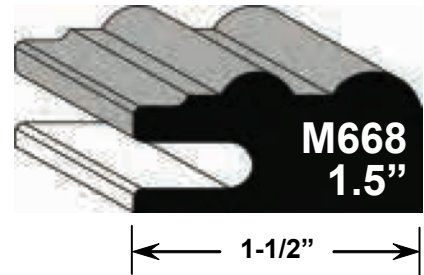
2-1/4"

# MITERED DOOR PROFILES

## M668 Series

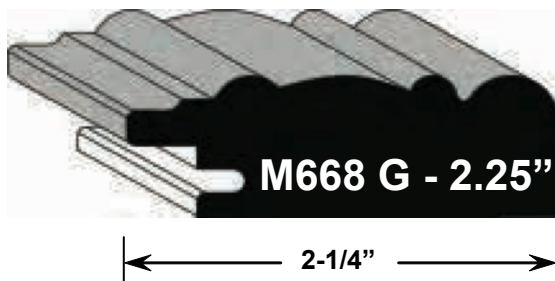
Matching Mid Stile & Mid Rail Profiles

No Mullion Available

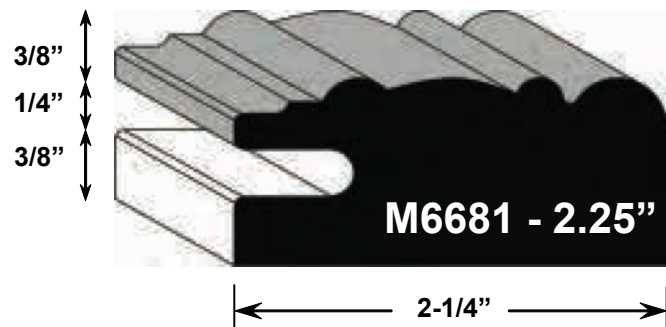


## M668 Options

Glass Cut For Rubber Retainer Available for all 3 Widths



1" Thick Version Available for all 3 Widths (Add 30%)



# MITERED DOOR PROFILES

## M669 Series

Matching Mid Stile & Mid Rail Profiles

Matching Mullion



M-05



1-1/2"



1-1/2"



2"



2-1/4"



2-3/4"



3"

## M669 Options

Glass Cut For Rubber Retainer  
Available for all 3 Widths



2-1/4"

1" Thick Version  
Available for all 3 Widths  
(Add 30%)




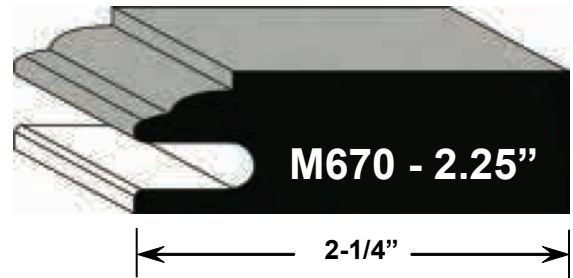
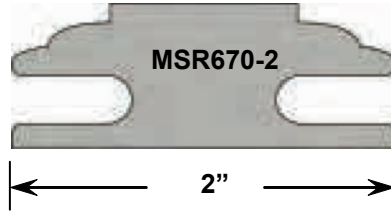
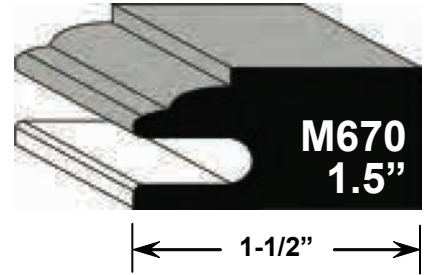
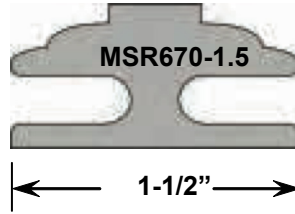
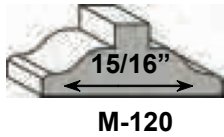
2-1/4"

# MITERED DOOR PROFILES

## M670 Series

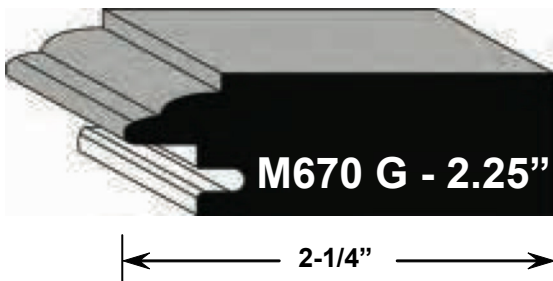
Matching Mid Stile & Mid Rail Profiles

Matching Mullion

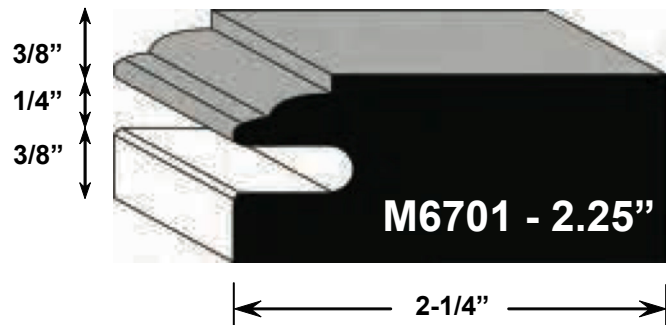


## M670 Options

Glass Cut For Rubber Retainer  
Available for all 3 Widths



1" Thick Version  
Available for all 3 Widths  
(Add 30%)

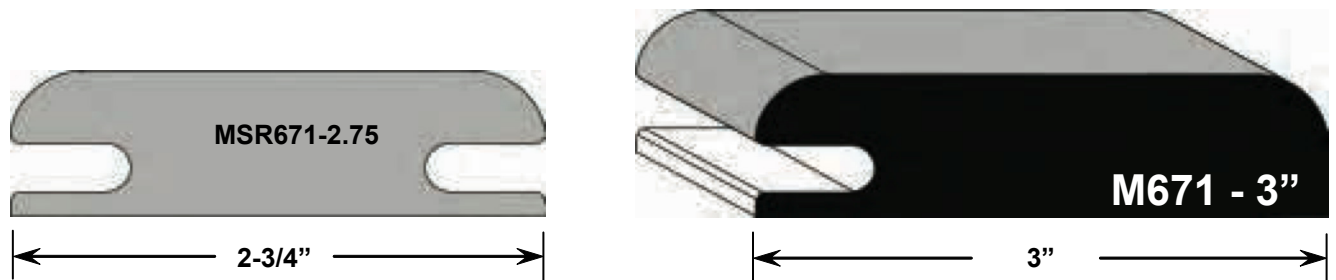
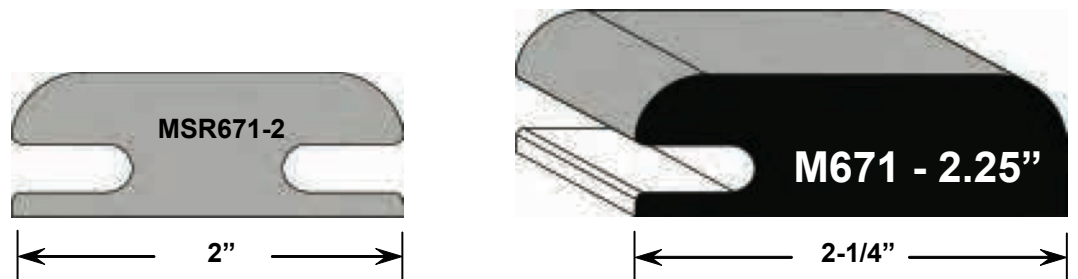
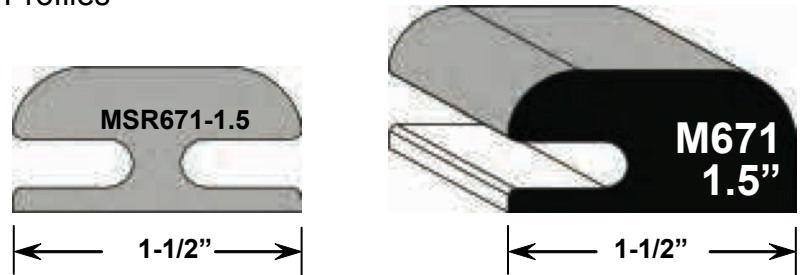


# MITERED DOOR PROFILES

## M671 Series

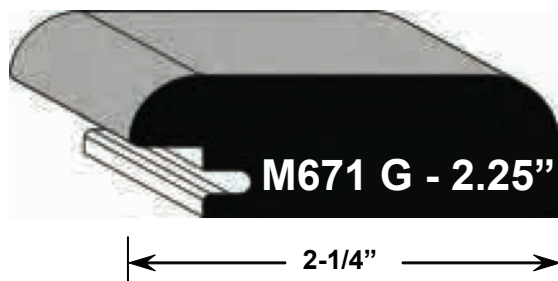
Matching Mid Stile & Mid Rail Profiles

No Mullion Available

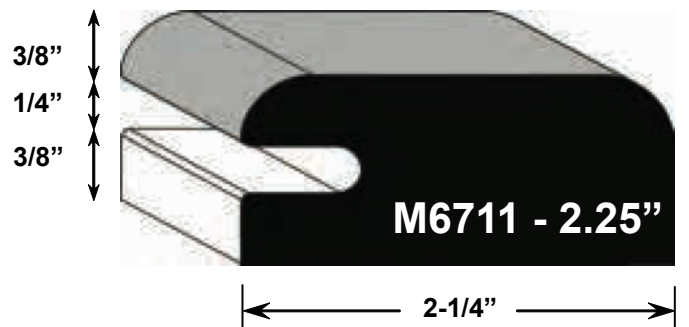


## M671 Options

Glass Cut For Rubber Retainer  
Available for all 3 Widths



1" Thick Version  
Available for all 3 Widths  
(Add 30%)



# MITERED DOOR PROFILES

## M672 Series

Matching Mid Stile & Mid Rail Profiles

Matching Mullion



M-55



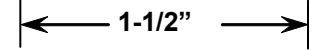
MSR655-2



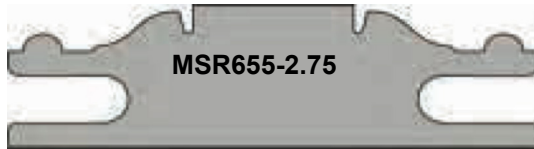
2"



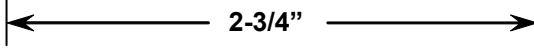
M672  
1.5"




1-1/2"




MSR655-2.75



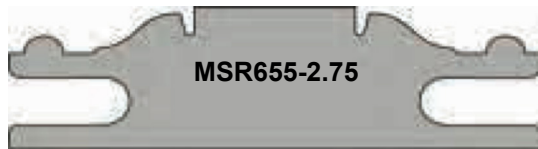
2-3/4"




M672 - 2.25"



2-1/4"



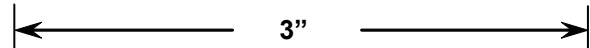
MSR655-2.75



2-3/4"



M672 - 3"



3"


## M672 Options

Glass Cut For Rubber Retainer  
Available for all 3 Widths

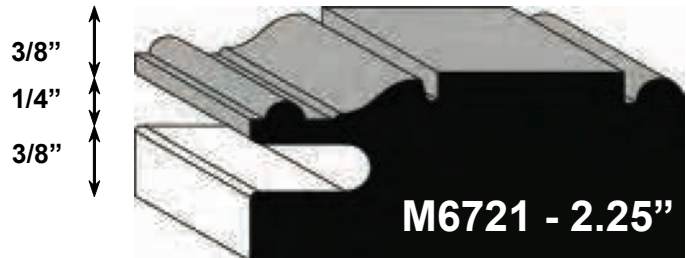
1" Thick Version  
Available for all 3 Widths  
(Add 30%)



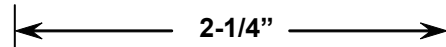
M672G - 2.25"



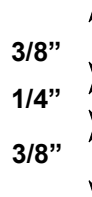
2-1/4"



M6721 - 2.25"



2-1/4"



3/8"

1/4"

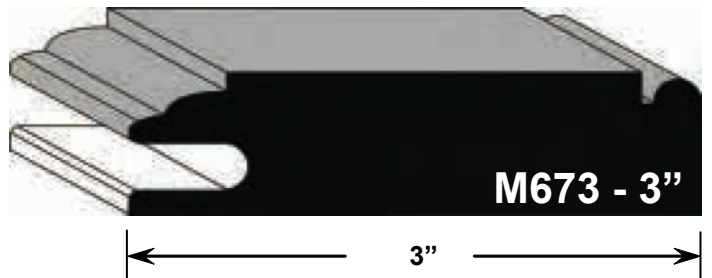
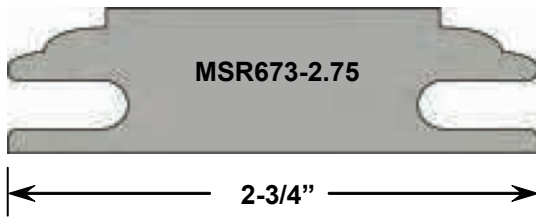
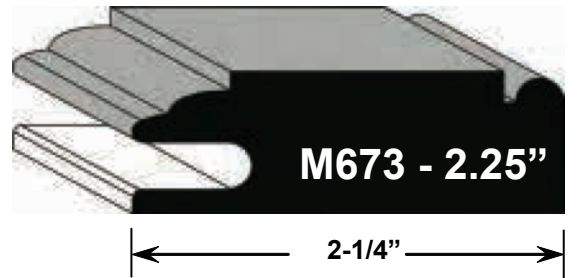
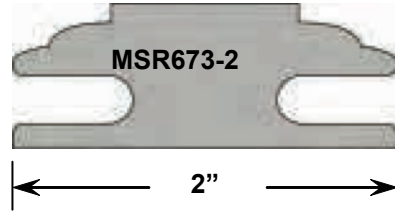
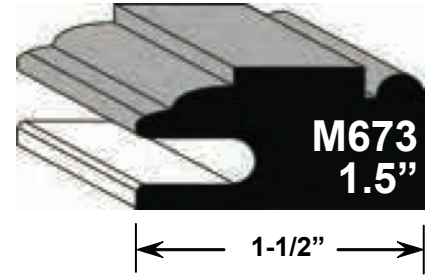
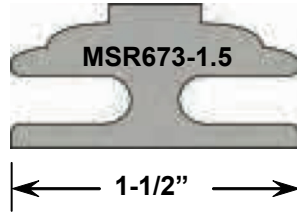
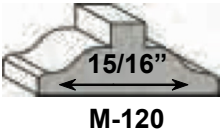
3/8"

# MITERED DOOR PROFILES

## M673 Series

Matching Mid Stile & Mid Rail Profiles

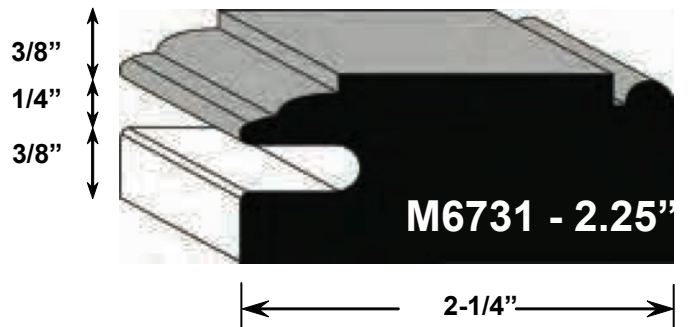
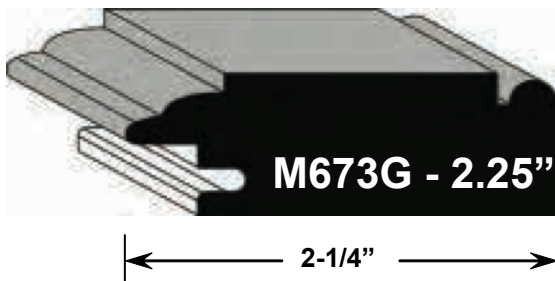
Matching Mullion



## M673 Options

Glass Cut For Rubber Retainer  
Available for all 3 Widths

1" Thick Version  
Available for all 3 Widths  
(Add 30%)



# MITERED DOOR PROFILES

## M674 Series

Matching Mid Stile & Mid Rail Profiles

Matching Mullion



**M-74**



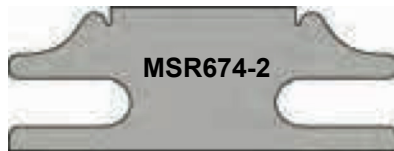
**MSR674-1.5**

1-1/2"



**M674  
1.75"**

1-3/4"



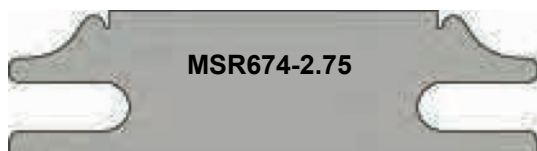
**MSR674-2**

2"



**M674 - 2.25"**

2-1/4"



**MSR674-2.75**

2-3/4"



**M674 - 3"**

3"

## M674 Options

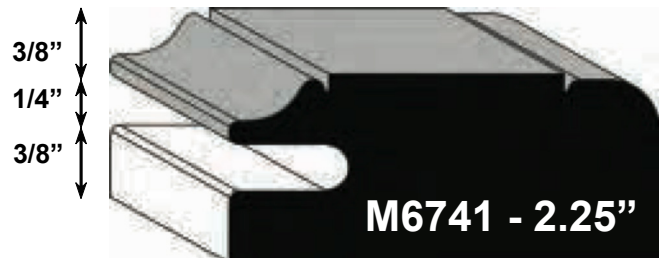
Glass Cut For Rubber Retainer  
Available for all 3 Widths



**M674G - 2.25"**

2-1/4"

**1" Thick Version**  
Available for all 3 Widths  
(Add 30%)



**M6741 - 2.25"**

2-1/4"


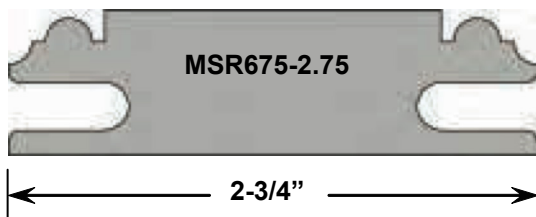
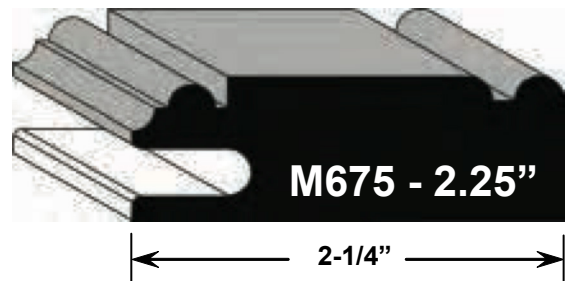
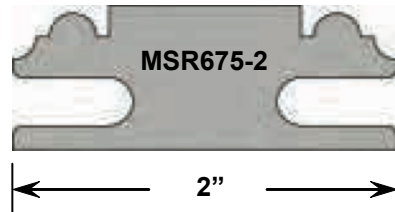
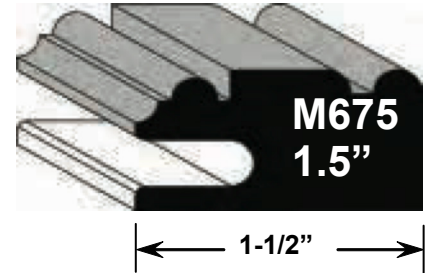
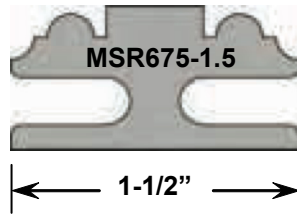


# MITERED DOOR PROFILES

## M675 Series

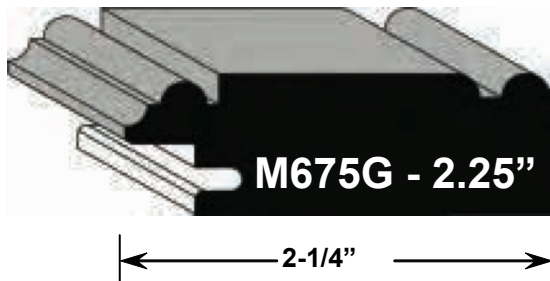
Matching Mid Stile & Mid Rail Profiles

No Matching Mullion

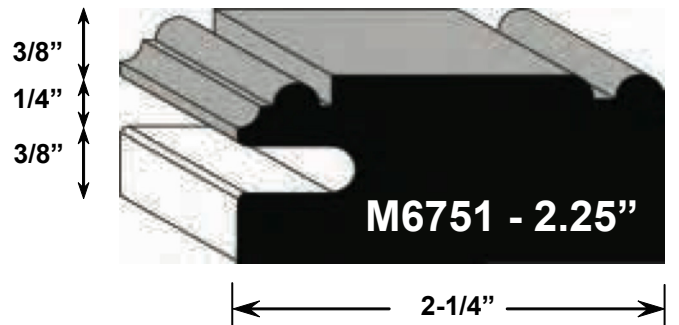


## M675 Options

Glass Cut For Rubber Retainer  
Available for all 3 Widths



1" Thick Version  
Available for all 3 Widths  
(Add 30%)


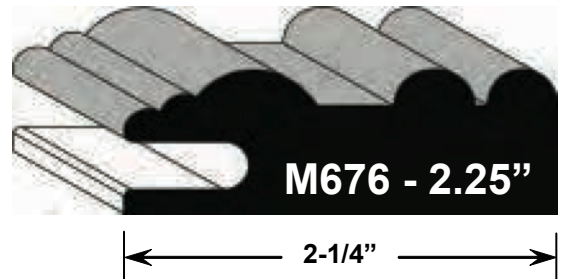
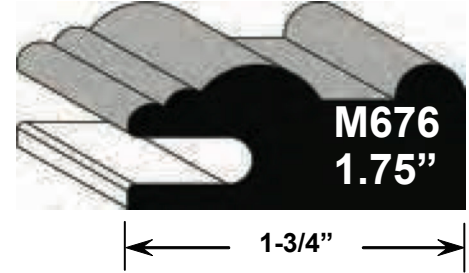


# MITERED DOOR PROFILES

## M676 Series Accepts a 3/8" Rope Molding

Matching Mid Stile & Mid Rail Profiles

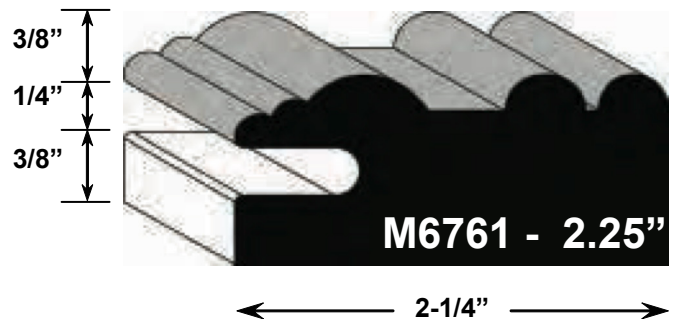
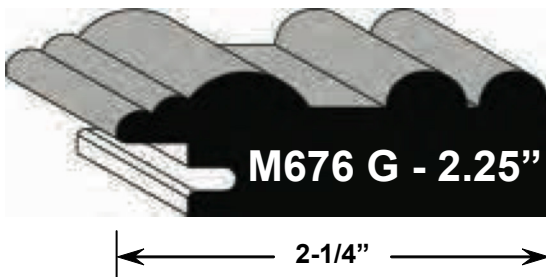
No Matching  
Mullion



## M676 Options

Glass Cut For Rubber Retainer  
Available for all 3 Widths

1" Thick Version  
Available for all 3 Widths  
(Add 30%)



# MITERED DOOR PROFILES

## M677 Series

Matching Mid Stile & Mid Rail Profiles


Matching Mullion



**M-55**




**MSR677-2**



2"



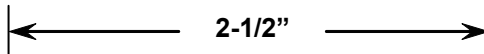
**M677  
1.5"**



1-1/2"




**MSR677-2.5**



2-1/2"




**M677 - 2.25"**



2-1/4"




**MSR677-2.75**



2-3/4"



**M677 - 3"**




3"

## M677 Options

Glass Cut For Rubber Retainer  
Available for all 3 Widths




**M677 G - 2.25"**




2-1/4"

**1" Thick Version**  
Available for all 3 Widths  
(Add 30%)



**M6771 - 2.25"**



2-1/4"



3/8"

1/4"

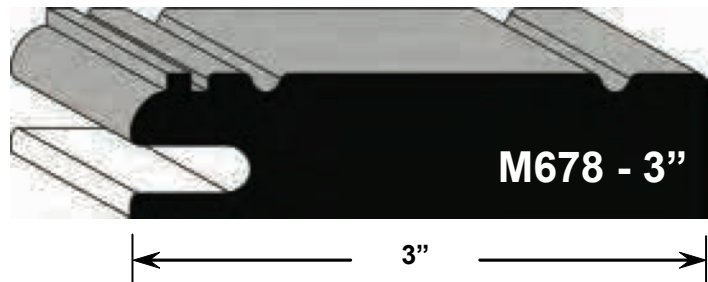
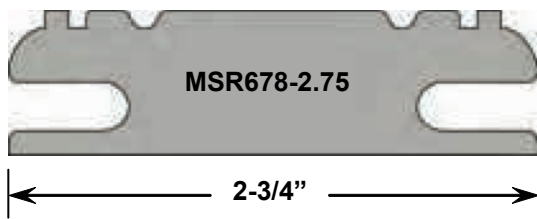
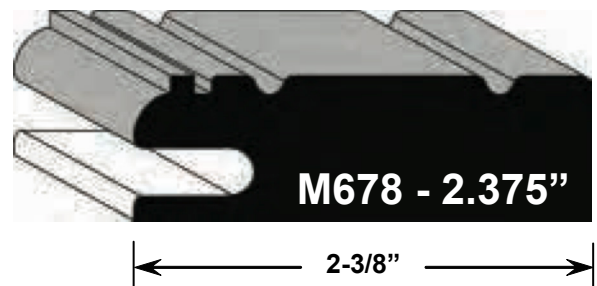
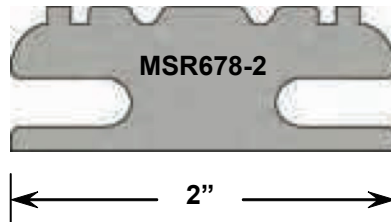
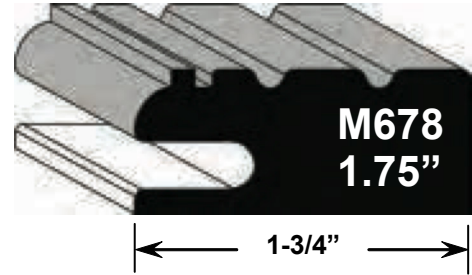
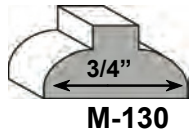
3/8"

# MITERED DOOR PROFILES

## M678 Series

Matching Mid Stile & Mid Rail Profiles

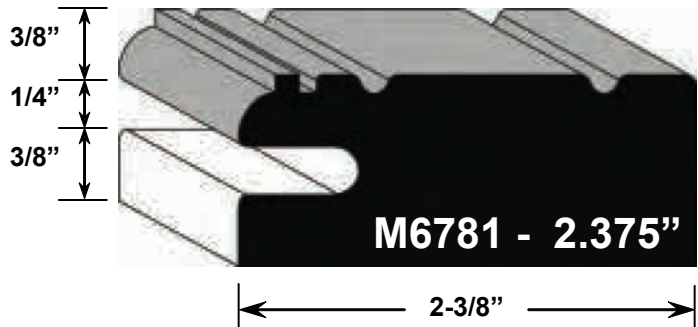
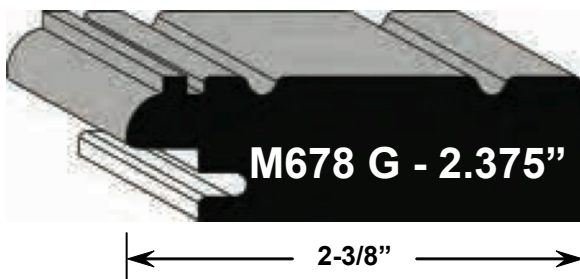
Matching Mullion



## M678 Options

Glass Cut For Rubber Retainer  
Available for all 3 Widths

1" Thick Version  
Available for all 3 Widths  
(Add 30%)




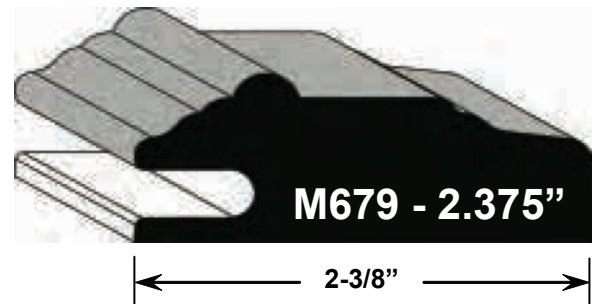
# MITERED DOOR PROFILES

## M679 Series

No Mullion Available





Matching Mid Stile & Mid Rail Profiles



## M679 Options

Glass Cut For Rubber Retainer  
Available for all 3 Widths

1" Thick Version  
Available for all 3 Widths  
(Add 30%)



# MITERED DOOR PROFILES

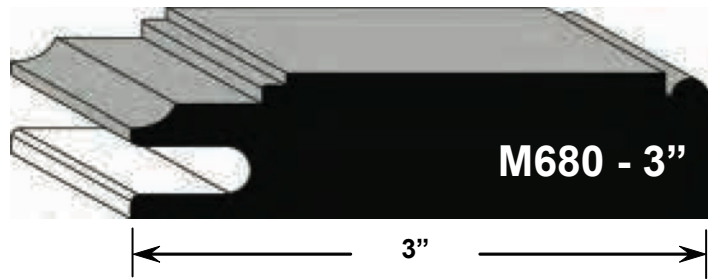
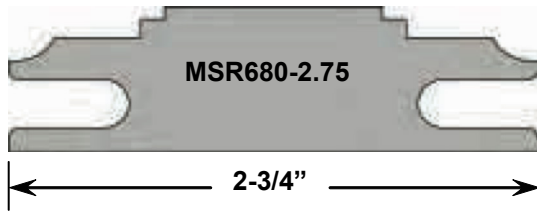

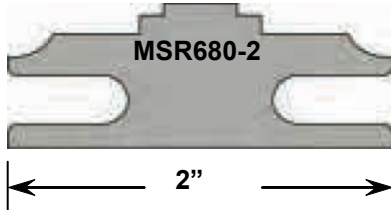
## M680 Series Accepts a 3/8" Rope Molding

No Mullion Available



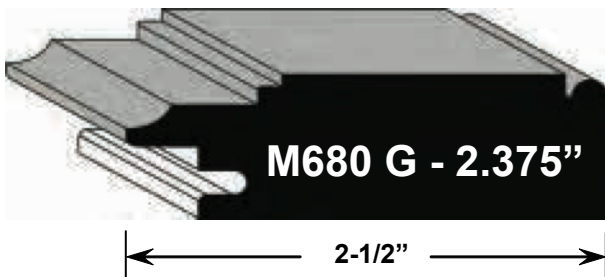
1-3/4"

Matching Mid Stile & Mid Rail Profiles

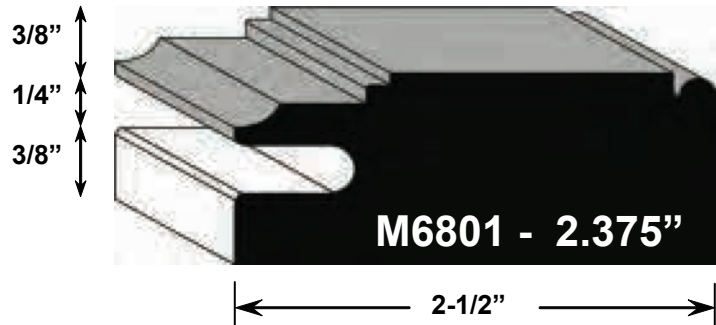


## M680 Options

Glass Cut For Rubber Retainer  
Available for all 3 Widths



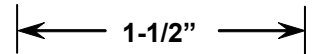
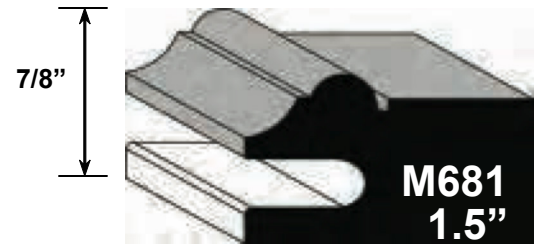
**1" Thick Version**  
Available for all 3 Widths  
(Add 30%)







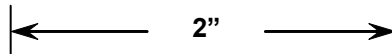
# MITERED DOOR PROFILES

## M681 Series

No Mullion  
Available




Matching Mid Stile & Mid Rail Profiles




## M681 Options

Glass Cut For Rubber Retainer  
Available for all 3 Widths



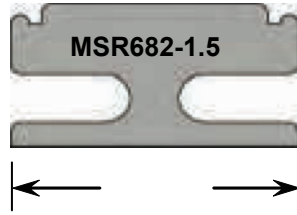
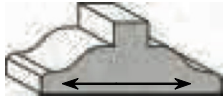
1" Thick Version  
Available for all 3 Widths  
(Add 30%)



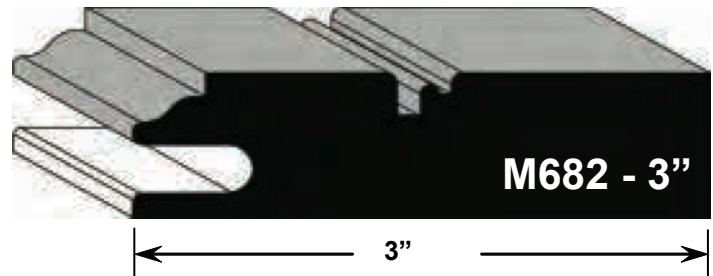
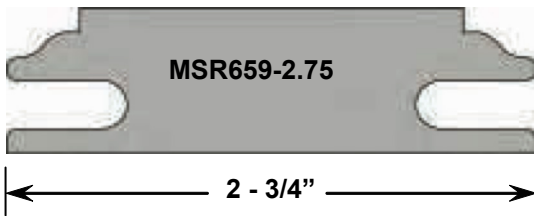
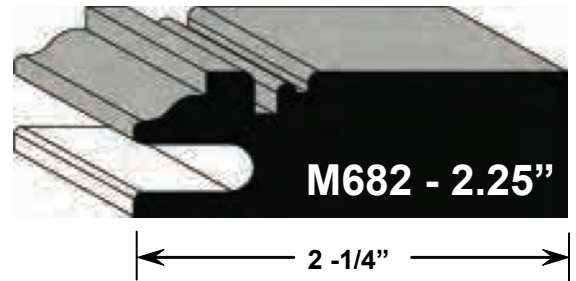
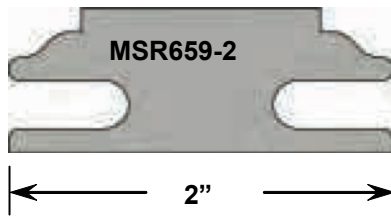
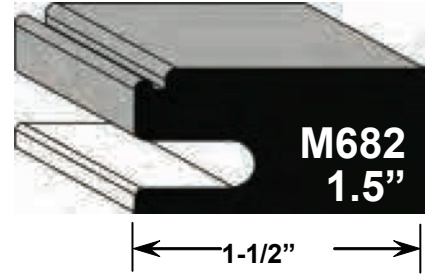
# MITERED DOOR PROFILES

## M682 Series

Matching Mullion



7/8"



## M682 Options

Glass Cut For Rubber Retainer  
Available for all 3 Widths

1" Thick Version  
Available for all 3 Widths  
(Add 30%)

